

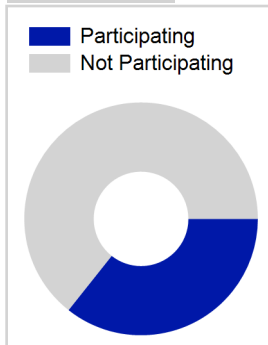
# User Report: Hein Mijzen

Academic Year : 2014/2015, Term(s) : Full Year

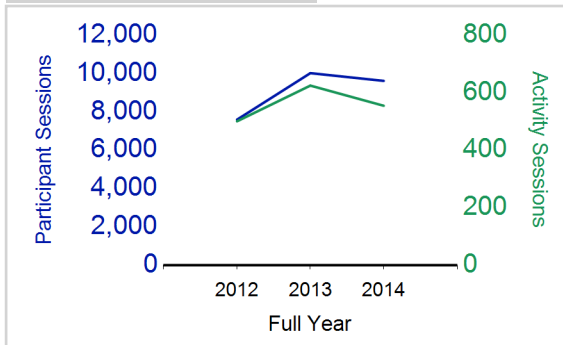
Putting Sport First

**sportscotland**  
 the national agency for sport

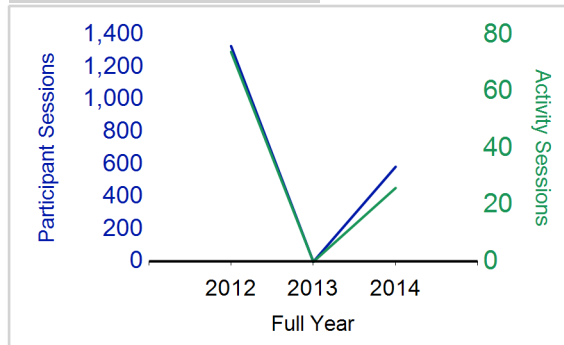
## % Participating



## Single School Activities<sup>1</sup>



## Multi School Activities<sup>1</sup>

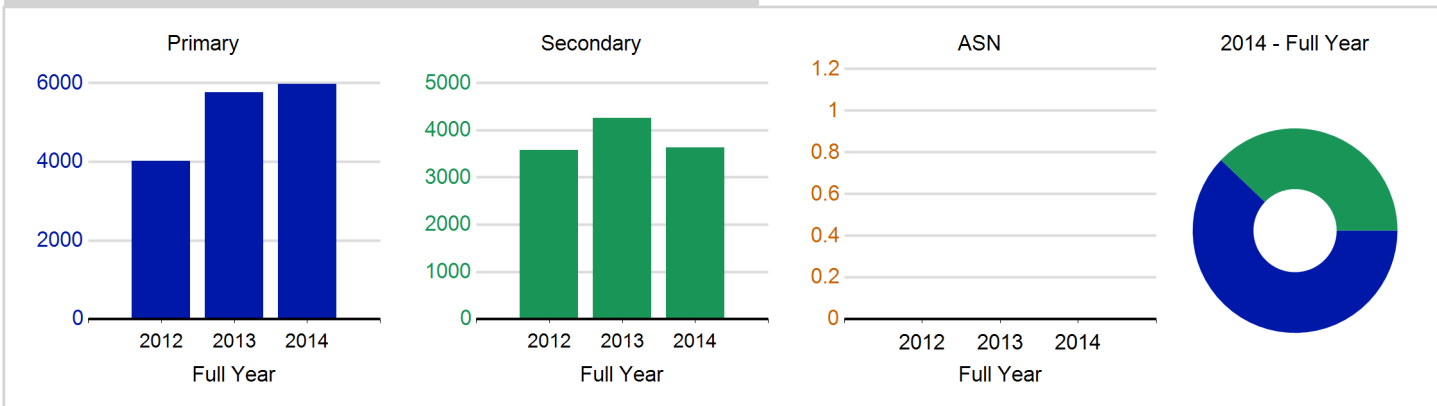


	2012 Full Term	2013 Full Term	2014 Full Term
<b>Distinct Participants<sup>2</sup></b>	<b>501</b>	<b>584</b>	<b>647</b>
Total School Roll	1,793	1,824	1,814
% Participating	27.9%	32.0%	35.7%
<b>School Club Links</b>	<b>61</b>	<b>54</b>	<b>54</b>
Schools with at least one link	9	9	9
Clubs with at least one link	14	15	16

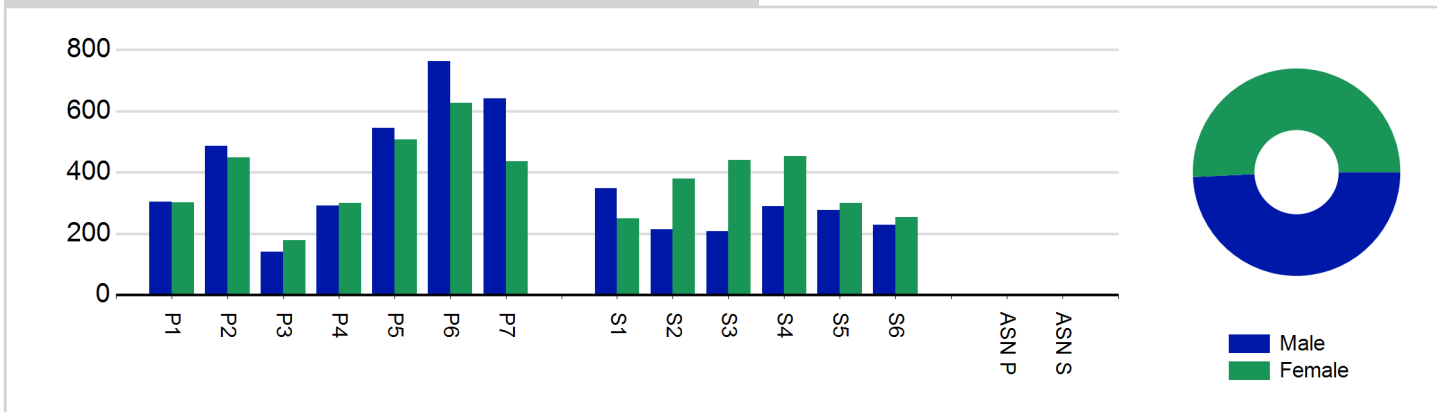
## Single School Activities

<b>Activity Sessions</b>	<b>500</b>	<b>624</b>	<b>554</b>
% Purely voluntary	88%	85%	78%
Activity Session Blocks	61	76	74
Avg Activity Sessions/Block <sup>3</sup>	8	8	8
Different Activities	14	17	16
<b>Participant Sessions<sup>4</sup></b>	<b>7,585</b>	<b>10,008</b>	<b>9,605</b>
% Female	50%	55%	51%
<b>Deliverer Sessions<sup>5</sup></b>	<b>998</b>	<b>1,099</b>	<b>860</b>
% Voluntary	94.1%	91.4%	84.9%
Secondary pupil deliverer sessions	16	82	11

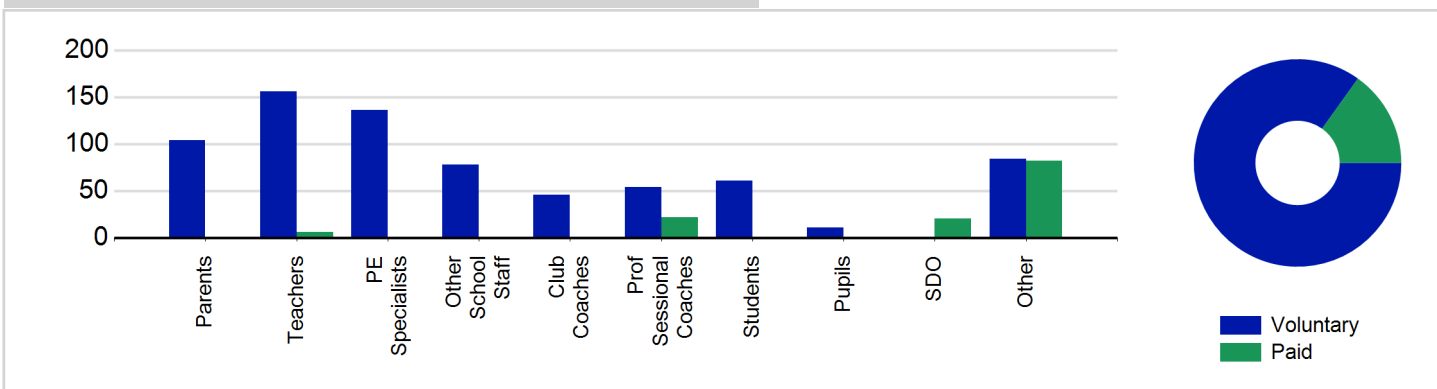
### Single School: Participant Sessions<sup>4</sup> by School Type



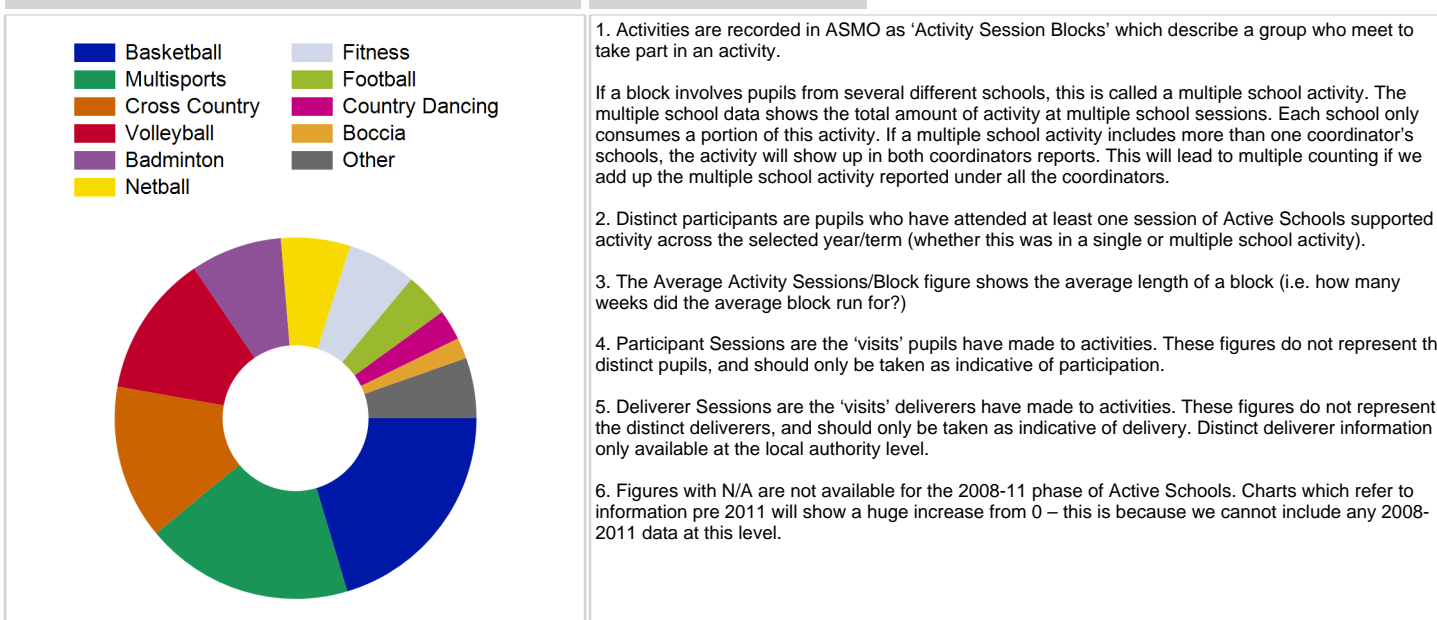
### Single School: Participant Sessions<sup>4</sup> by Year Group & Gender



### Single School: Deliverer Sessions<sup>5</sup> by Type and Paid/Voluntary



### Single School: Top 10 Activities by Participant Sessions<sup>4</sup>



### Notes

1. Activities are recorded in ASMO as 'Activity Session Blocks' which describe a group who meet to take part in an activity.

If a block involves pupils from several different schools, this is called a multiple school activity. The multiple school data shows the total amount of activity at multiple school sessions. Each school only consumes a portion of this activity. If a multiple school activity includes more than one coordinator's schools, the activity will show up in both coordinators reports. This will lead to multiple counting if we add up the multiple school activity reported under all the coordinators.

2. Distinct participants are pupils who have attended at least one session of Active Schools supported activity across the selected year/term (whether this was in a single or multiple school activity).

3. The Average Activity Sessions/Block figure shows the average length of a block (i.e. how many weeks did the average block run for?)

4. Participant Sessions are the 'visits' pupils have made to activities. These figures do not represent the distinct pupils, and should only be taken as indicative of participation.

5. Deliverer Sessions are the 'visits' deliverers have made to activities. These figures do not represent the distinct deliverers, and should only be taken as indicative of delivery. Distinct deliverer information is only available at the local authority level.

6. Figures with N/A are not available for the 2008-11 phase of Active Schools. Charts which refer to information pre 2011 will show a huge increase from 0 – this is because we cannot include any 2008-2011 data at this level.

# User Report: Hein Mijzen

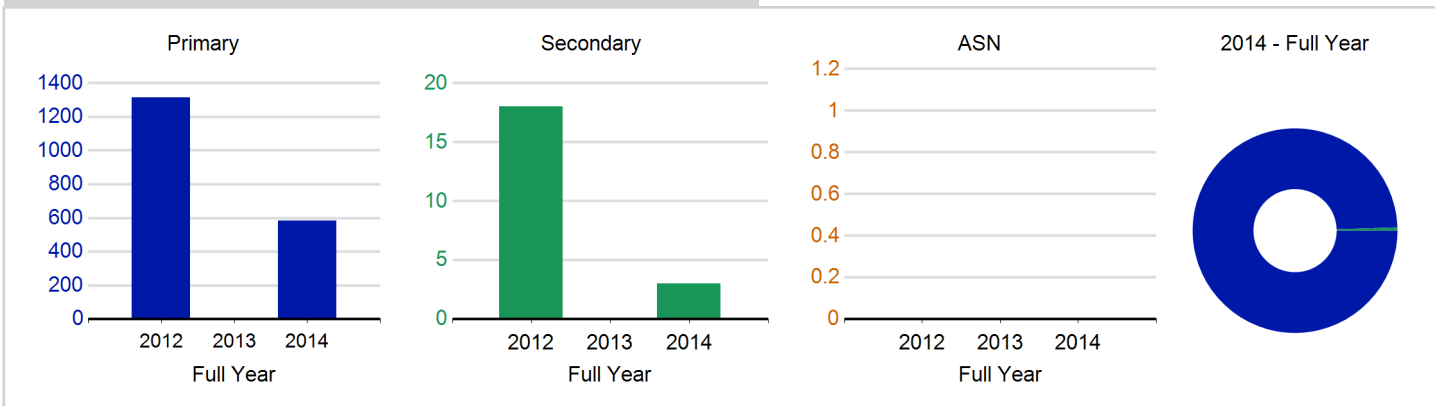
Academic Year : 2014/2015, Term(s) : Full Year

Putting Sport First

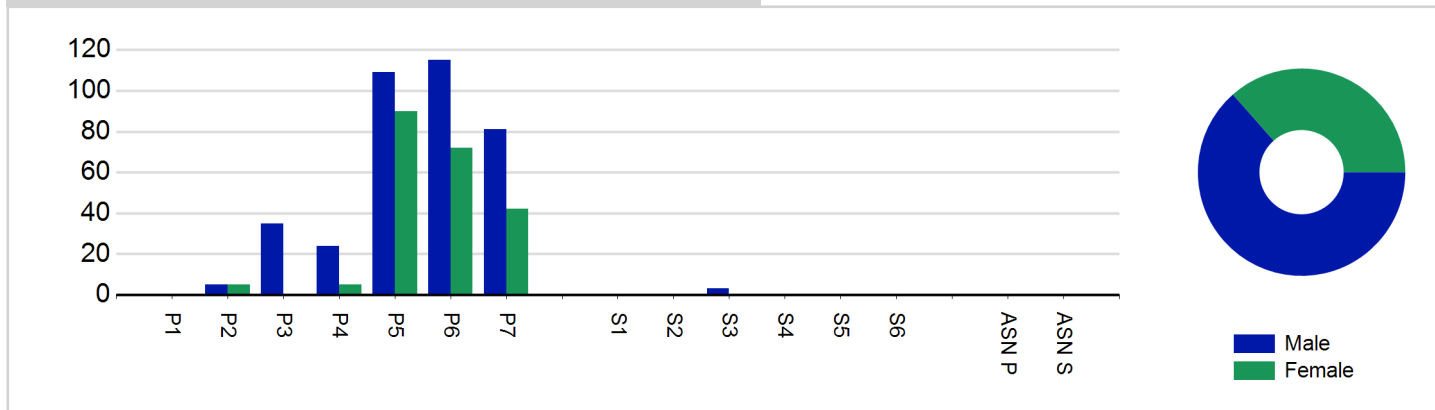
**Multi School Activities**

<b>Activity Sessions</b>	<b>74</b>	<b>N/A</b>	<b>26</b>
% Purely voluntary	97%	N/A	69%
Activity Session Blocks	10	N/A	5
Avg Activity Sessions/Block <sup>3</sup>	7	N/A	5
Different Activities	5	N/A	4
<b>Participant Sessions<sup>4</sup></b>	<b>1,331</b>	<b>N/A</b>	<b>586</b>
% Female	50%	N/A	37%
<b>Deliverer Sessions<sup>5</sup></b>	<b>197</b>	<b>N/A</b>	<b>80</b>
% Voluntary	98.0%	N/A	70.0%
Secondary pupil deliverer sessions	8	N/A	N/A

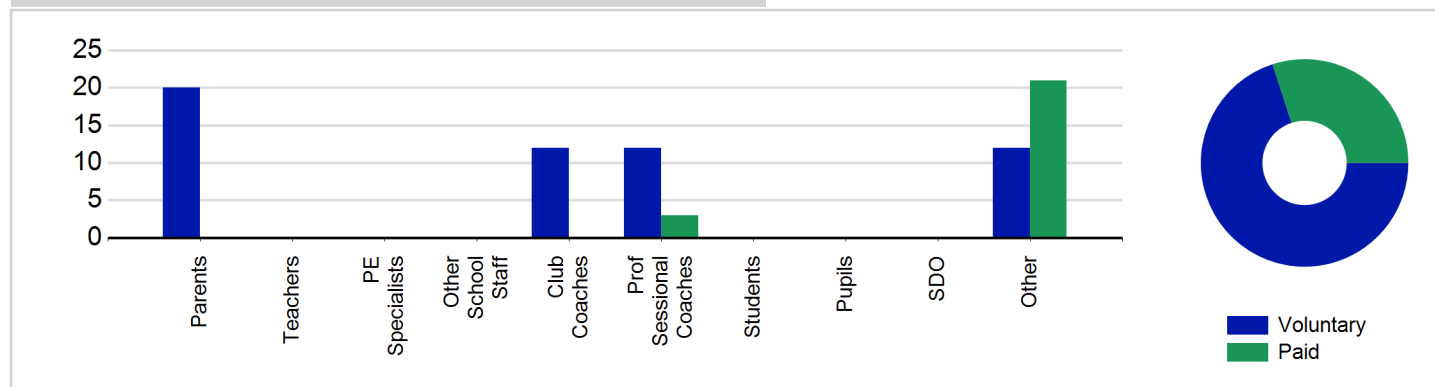
### Multi School: Participant Sessions<sup>4</sup> by School Type



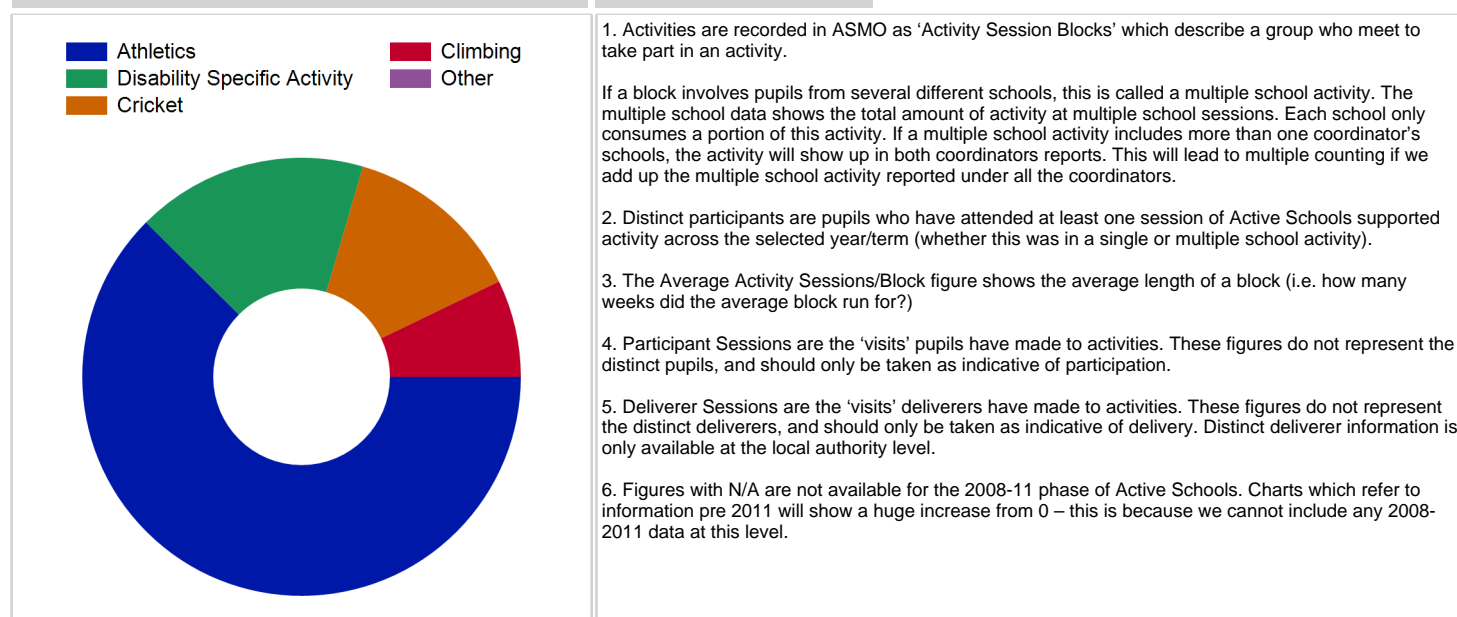
### Multi School: Participant Sessions<sup>4</sup> by Year Group & Gender



### Multi School: Deliverer Sessions<sup>5</sup> by Type and Paid/Voluntary



### Multi School: Top 10 Activities by Participant Sessions<sup>4</sup>



### Notes

- Activities are recorded in ASMO as 'Activity Session Blocks' which describe a group who meet to take part in an activity.  
If a block involves pupils from several different schools, this is called a multiple school activity. The multiple school data shows the total amount of activity at multiple school sessions. Each school only consumes a portion of this activity. If a multiple school activity includes more than one coordinator's schools, the activity will show up in both coordinators reports. This will lead to multiple counting if we add up the multiple school activity reported under all the coordinators.
- Distinct participants are pupils who have attended at least one session of Active Schools supported activity across the selected year/term (whether this was in a single or multiple school activity).
- The Average Activity Sessions/Block figure shows the average length of a block (i.e. how many weeks did the average block run for?)
- Participant Sessions are the 'visits' pupils have made to activities. These figures do not represent the distinct pupils, and should only be taken as indicative of participation.
- Deliverer Sessions are the 'visits' deliverers have made to activities. These figures do not represent the distinct deliverers, and should only be taken as indicative of delivery. Distinct deliverer information is only available at the local authority level.
- Figures with N/A are not available for the 2008-11 phase of Active Schools. Charts which refer to information pre 2011 will show a huge increase from 0 – this is because we cannot include any 2008-2011 data at this level.

# User Report: Hein Mijzen

Academic Year : 2014/2015, Term(s) : Full Year

Putting Sport First

## Single School Activities

### Participant Sessions<sup>4</sup> by Year Group & Gender

	Male	Female
<b>P1</b>	304	301
<b>P2</b>	487	449
<b>P3</b>	140	179
<b>P4</b>	291	300
<b>P5</b>	544	508
<b>P6</b>	762	627
<b>P7</b>	641	435
<b>S1</b>	348	249
<b>S2</b>	213	380
<b>S3</b>	208	440
<b>S4</b>	289	452
<b>S5</b>	276	300
<b>S6</b>	228	254
<b>ASN P</b>	0	0
<b>ASN S</b>	0	0
<b>Total</b>	<b>4,731</b>	<b>4,874</b>

### Deliverer Sessions<sup>5</sup> by Type

	Paid	Voluntary
<b>Parents</b>	0	104
<b>Teachers</b>	6	156
<b>PE Specialists</b>	0	136
<b>Other School Staff</b>	0	78
<b>Club Coaches</b>	0	46
<b>Prof Sessional Coaches</b>	22	54
<b>Students</b>	0	61
<b>Pupils</b>	0	11
<b>SDO</b>	20	0
<b>Other</b>	82	84
<b>Total</b>	<b>130</b>	<b>730</b>

## Multi School Activities

### Participant Sessions<sup>4</sup> by Year Group & Gender

	Male	Female
<b>P1</b>	0	0
<b>P2</b>	5	5
<b>P3</b>	35	0
<b>P4</b>	24	5
<b>P5</b>	109	90
<b>P6</b>	115	72
<b>P7</b>	81	42
<b>S1</b>	0	0
<b>S2</b>	0	0
<b>S3</b>	3	0
<b>S4</b>	0	0
<b>S5</b>	0	0
<b>S6</b>	0	0
<b>ASN P</b>	0	0
<b>ASN S</b>	0	0
<b>Total</b>	<b>372</b>	<b>214</b>

### Deliverer Sessions<sup>5</sup> by Type

	Paid	Voluntary
<b>Parents</b>	0	20
<b>Teachers</b>	0	0
<b>PE Specialists</b>	0	0
<b>Other School Staff</b>	0	0
<b>Club Coaches</b>	0	12
<b>Prof Sessional Coaches</b>	3	12
<b>Students</b>	0	0
<b>Pupils</b>	0	0
<b>SDO</b>	0	0
<b>Other</b>	21	12
<b>Total</b>	<b>24</b>	<b>56</b>

**Assigned Schools**

School	PS Single School	PS Multi School	Club Count
Buckie Community High School	3,637	42	11
Cluny Primary School	1,147	288	6
Cullen Primary School	848	42	5
Findochty Primary School	781	42	6
Millbank Primary School	815	340	5
Portessie Primary School	420	288	6
Portgordon Primary School	484	42	5
Portknockie Primary School	570	42	4
St Peters RC Primary School	903	318	6