

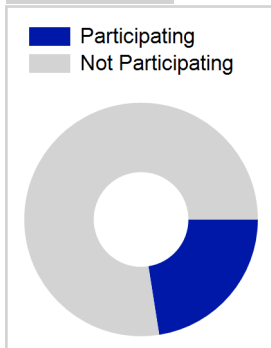
School Report: Elgin Academy

Academic Year : 2014/2015, Term(s) Full Year

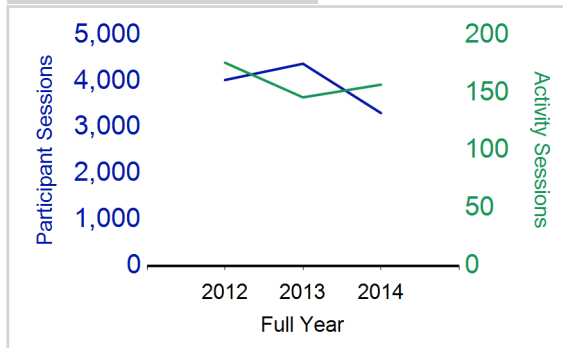
Putting Sport First

sportscotland
 the national agency for sport

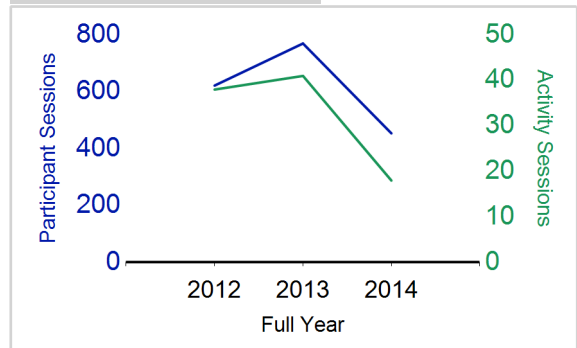
% Participating



Single School Activities¹



Multi School Activities¹



	2012 Full Term	2013 Full Term	2014 Full Term
Distinct Participants²	165	171	226
Total School Roll	973	966	1,004
% Participating	17.0%	17.7%	22.5%

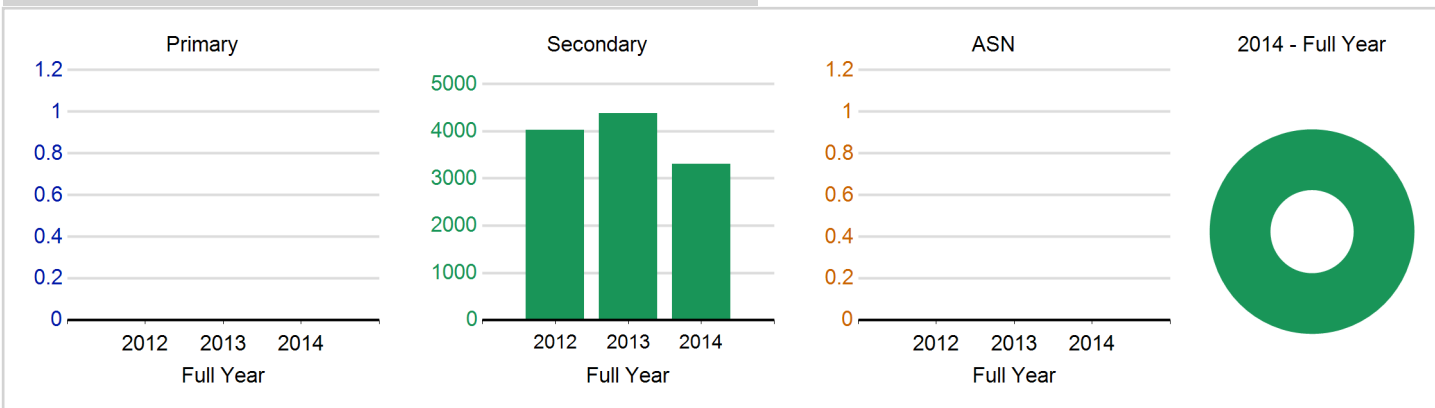
	2012 Full Term	2013 Full Term	2014 Full Term
School Club Links	6	3	5
Schools with at least one link	1	1	1
Clubs with at least one link	6	3	5

Single School Activities

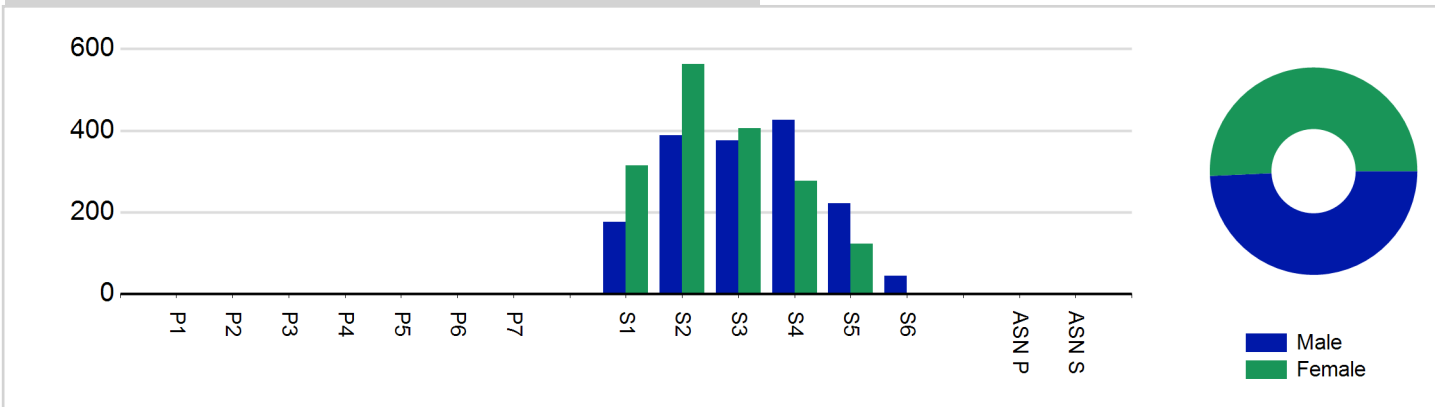
	2012 Full Term	2013 Full Term	2014 Full Term
Activity Sessions	176	146	157
% Purely voluntary	43%	43%	83%
Activity Session Blocks	20	15	16
Avg Activity Sessions/Block ³	9	10	10
Different Activities	10	6	7

	2012 Full Term	2013 Full Term	2014 Full Term
Participant Sessions⁴	4,026	4,378	3,311
% Female	76%	67%	51%
Deliverer Sessions⁵	364	237	221
% Voluntary	66.8%	65.0%	88.2%
Secondary pupil deliverer sessions	126	16	8

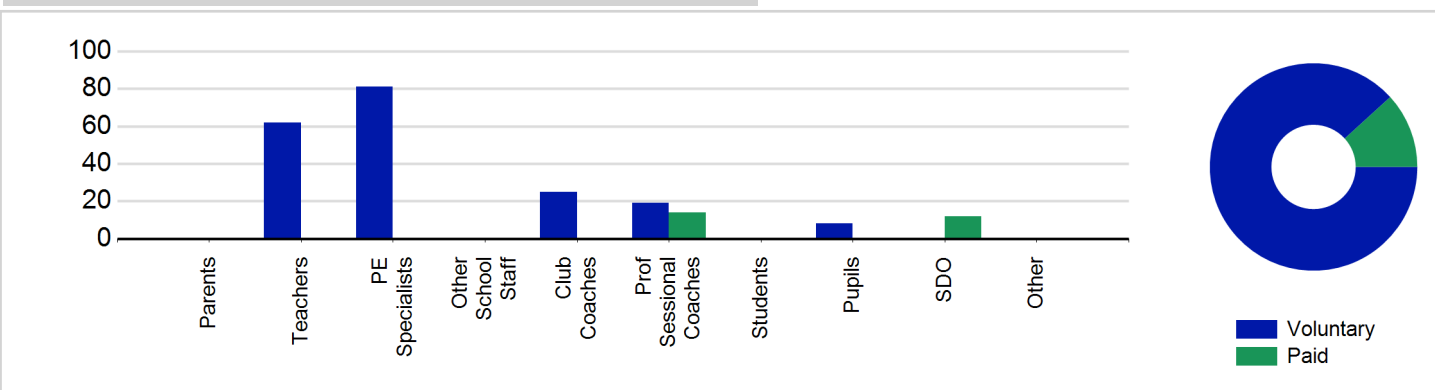
Single School: Participant Sessions⁴ by School Type



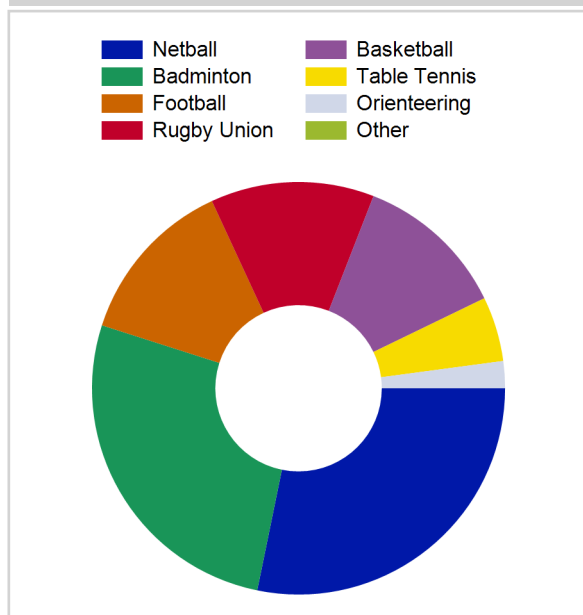
Single School: Participant Sessions⁴ by Year Group & Gender



Single School: Deliverer Sessions⁵ by Type and Paid/Voluntary



Single School: Top 10 Activities by Participant Sessions⁴



Notes

- Activities are recorded in ASMO as 'Activity Session Blocks' which describe a group who meet to take part in an activity.
If a block involves pupils from several different schools, this is called a multiple school activity. The multiple school data shows the total amount of activity at multiple school sessions. Each school only consumes a portion of this activity. If a multiple school activity includes more than one coordinator's schools, the activity will show up in both coordinators reports. This will lead to multiple counting if we add up the multiple school activity reported under all the coordinators.
- Distinct participants are pupils who have attended at least one session of Active Schools supported activity across the selected year/term (whether this was in a single or multiple school activity).
- The Average Activity Sessions/Block figure shows the average length of a block (i.e. how many weeks did the average block run for?)
- Participant Sessions are the 'visits' pupils have made to activities. These figures do not represent the distinct pupils, and should only be taken as indicative of participation.
- Deliverer Sessions are the 'visits' deliverers have made to activities. These figures do not represent the distinct deliverers, and should only be taken as indicative of delivery. Distinct deliverer information is only available at the local authority level.
- Figures with N/A are not available for the 2008-11 phase of Active Schools. Charts which refer to information pre 2011 will show a huge increase from 0 – this is because we cannot include any 2008-2011 data at this level.

School Report: Elgin Academy

Academic Year : 2014/2015, Term(s) Full Year

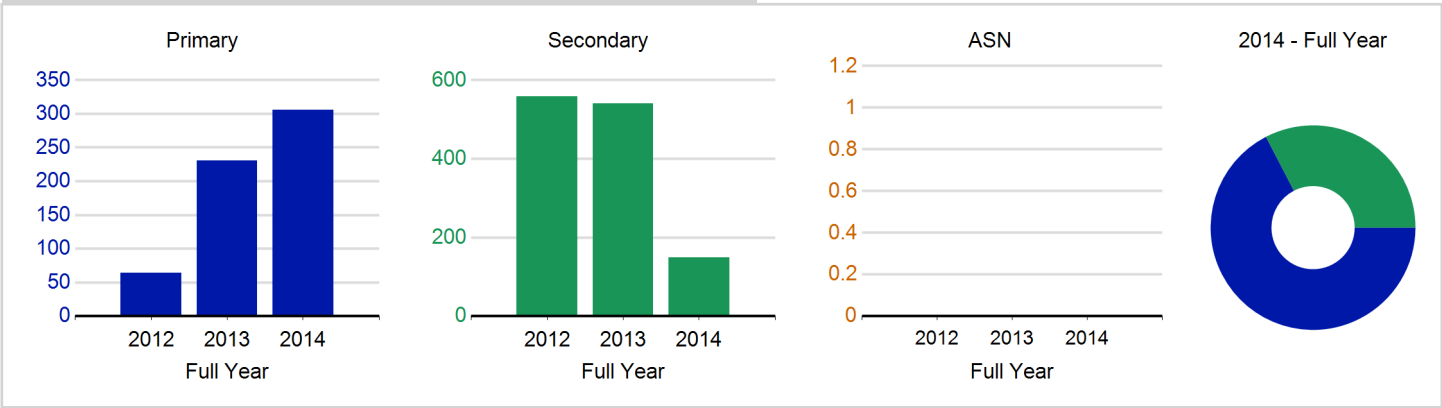
Putting Sport First

sportscotland
the national agency for sport

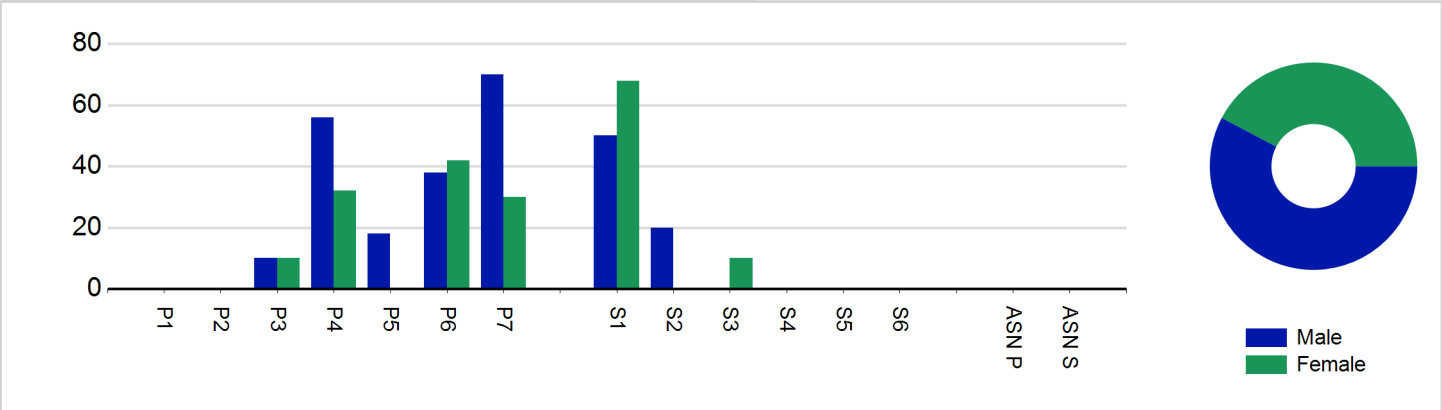
Multi School Activities

Activity Sessions	38	41	18
% Purely voluntary	34%	24%	100%
Activity Session Blocks	6	6	2
Avg Activity Sessions/Block ³	6	7	9
Different Activities	5	5	2
Participant Sessions⁴	622	770	454
% Female	73%	54%	42%
Deliverer Sessions⁵	95	102	80
% Voluntary	44.2%	39.2%	100.0%
Secondary pupil deliverer sessions	N/A	N/A	N/A

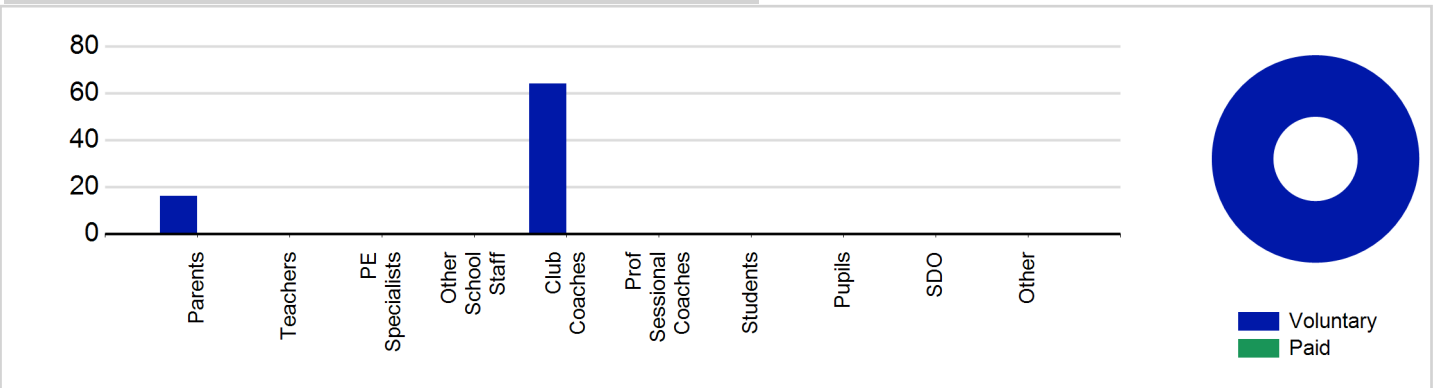
Multi School: Participant Sessions⁴ by School Type



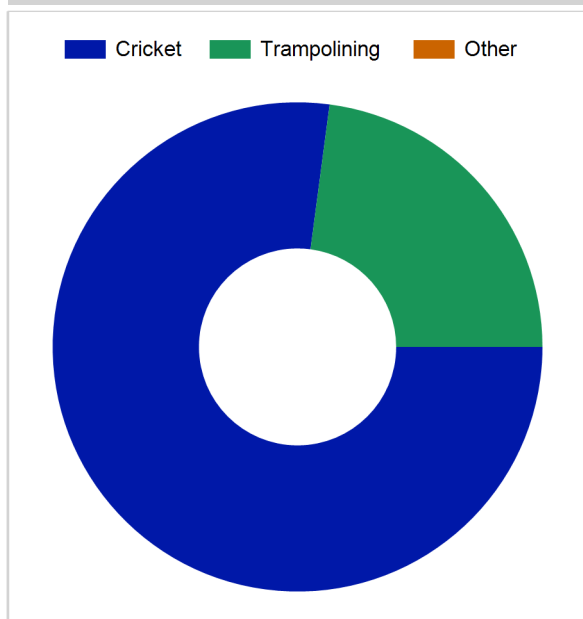
Multi School: Participant Sessions⁴ by Year Group & Gender



Multi School: Deliverer Sessions⁵ by Type and Paid/Voluntary



Multi School: Top 10 Activities by Participant Sessions⁴



Notes

1. Activities are recorded in ASMO as 'Activity Session Blocks' which describe a group who meet to take part in an activity.
If a block involves pupils from several different schools, this is called a multiple school activity. The multiple school data shows the total amount of activity at multiple school sessions. Each school only consumes a portion of this activity. If a multiple school activity includes more than one coordinator's schools, the activity will show up in both coordinators reports. This will lead to multiple counting if we add up the multiple school activity reported under all the coordinators.
2. Distinct participants are pupils who have attended at least one session of Active Schools supported activity across the selected year/term (whether this was in a single or multiple school activity).
3. The Average Activity Sessions/Block figure shows the average length of a block (i.e. how many weeks did the average block run for?)
4. Participant Sessions are the 'visits' pupils have made to activities. These figures do not represent the distinct pupils, and should only be taken as indicative of participation.
5. Deliverer Sessions are the 'visits' deliverers have made to activities. These figures do not represent the distinct deliverers, and should only be taken as indicative of delivery. Distinct deliverer information is only available at the local authority level.
6. Figures with N/A are not available for the 2008-11 phase of Active Schools. Charts which refer to information pre 2011 will show a huge increase from 0 – this is because we cannot include any 2008-2011 data at this level.

School Report: Elgin Academy

Academic Year : 2014/2015, Term(s) Full Year

Putting Sport First

Single School Activities

Participant Sessions⁴ by Year Group & Gender

	Male	Female
P1	0	0
P2	0	0
P3	0	0
P4	0	0
P5	0	0
P6	0	0
P7	0	0
S1	176	314
S2	388	562
S3	375	405
S4	426	277
S5	222	122
S6	44	0
ASN P	0	0
ASN S	0	0
Total	1,631	1,680

Deliverer Sessions⁵ by Type

	Paid	Voluntary
Parents	0	0
Teachers	0	62
PE Specialists	0	81
Other School Staff	0	0
Club Coaches	0	25
Prof Sessional Coaches	14	19
Students	0	0
Pupils	0	8
SDO	12	0
Other	0	0
Total	26	195

Multi School Activities

Participant Sessions⁴ by Year Group & Gender

	Male	Female
P1	0	0
P2	0	0
P3	10	10
P4	56	32
P5	18	0
P6	38	42
P7	70	30
S1	50	68
S2	20	0
S3	0	10
S4	0	0
S5	0	0
S6	0	0
ASN P	0	0
ASN S	0	0
Total	262	192

Deliverer Sessions⁵ by Type

	Paid	Voluntary
Parents	0	16
Teachers	0	0
PE Specialists	0	0
Other School Staff	0	0
Club Coaches	0	64
Prof Sessional Coaches	0	0
Students	0	0
Pupils	0	0
SDO	0	0
Other	0	0
Total	0	80

Activities Supported during 2014/2015, Term(s) Full Year

Badminton
Basketball
Cricket
Football
Netball
Orienteering
Rugby Union
Table Tennis
Trampolining

Please note this includes any activities which pupils from this school attended, either in single school or multiple school sessions

Clubs linked during 2014/2015, Term(s) Full Year

Elgin City Football Club
Elgin Eagles Basketball Club
Moravian Orienteering Club
Moravian Orienteers
Moray Rugby Football Club