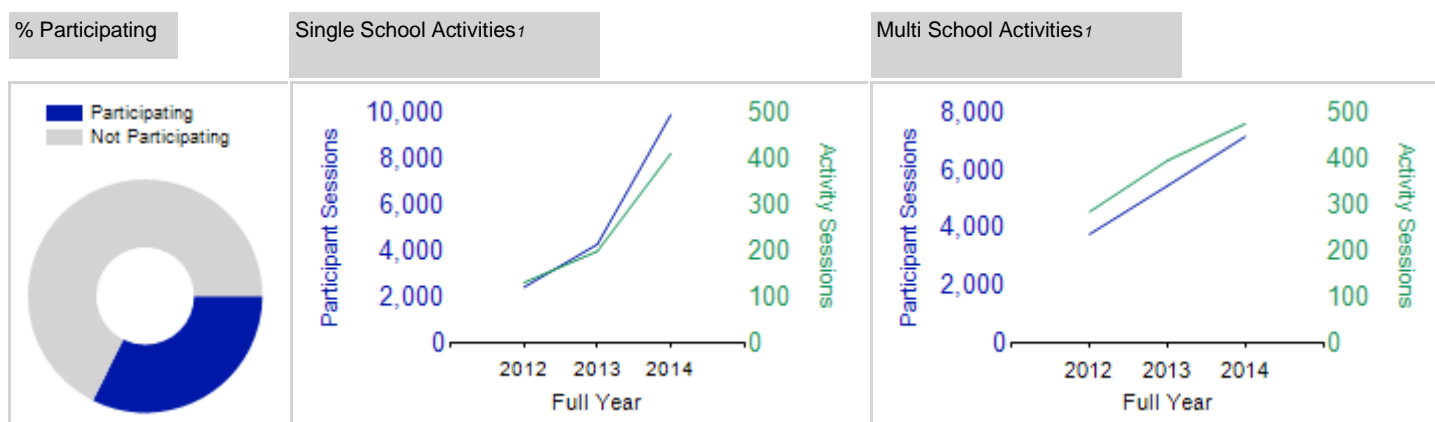


Forres Aca ASG (primaries)

Academic Year : 2014/2015, Term(s) : Full Year

Putting Sport First

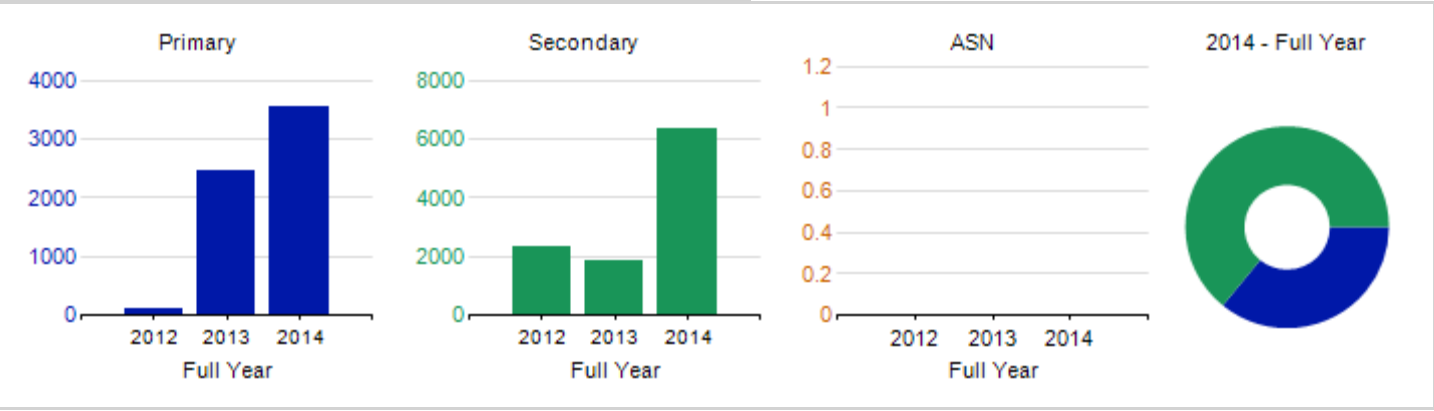
sportscotland
the national agency for sport


	2012 Full Term	2013 Full Term	2014 Full Term
Distinct Participants²	338	513	670
Total School Roll	2,067	2,058	2,070
% Participating	16.4%	24.9%	32.4%
School Club Links	93	139	116
Schools with at least one link	9	9	9
Clubs with at least one link	11	21	14

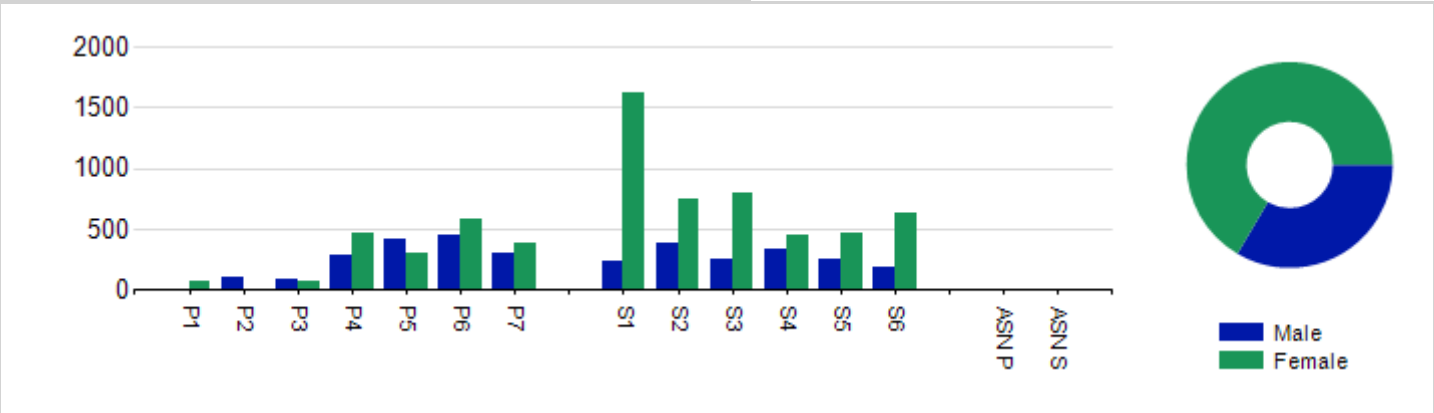
Single School Activities

Activity Sessions	131	199	411
% Purely voluntary	61%	60%	70%
Activity Session Blocks	14	22	42
Avg Activity Sessions/Block ³	9	9	10
Different Activities	6	8	12
Participant Sessions⁴	2,418	4,284	9,907
% Female	54%	56%	67%
Deliverer Sessions⁵	277	308	959
% Voluntary	81.6%	74.4%	81.3%
Secondary pupil deliverer sessions	N/A	N/A	132

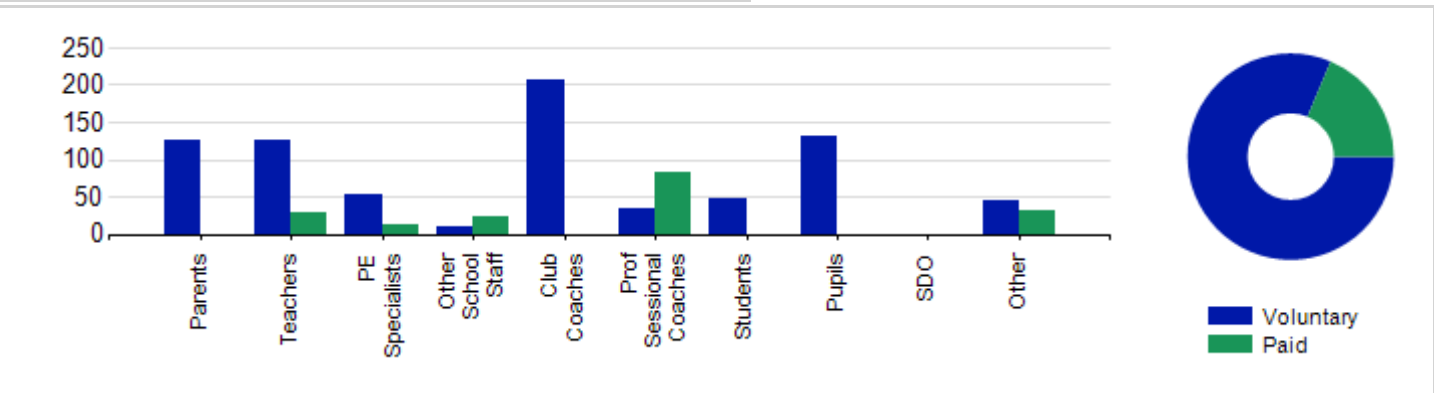
Single School: Participant Sessions4 by School Type



Single School: Participant Sessions4 by Year Group & Gender




Single School: Deliverer Sessions5 by Type and Paid/Voluntary



Single School: Top 10 Activities by Participant Sessions4

Notes



1. Activities are recorded in ASMO as 'Activity Session Blocks' which describe a group who meet to take part in an activity.

If a block involves pupils from several different schools, this is called a multiple school activity. The multiple school data shows the total amount of activity at multiple school sessions. Each school only consumes a portion of this activity. If a multiple school activity includes more than one coordinator's schools, the activity will show up in both coordinators reports. This will lead to multiple counting if we add up the multiple school activity reported under all the coordinators.

2. Distinct participants are pupils who have attended at least one session of Active Schools supported activity across the selected year/term (whether this was in a single or multiple school activity).

3. The Average Activity Sessions/Block figure shows the average length of a block (i.e. how many weeks did the average block run for?)

4. Participant Sessions are the 'visits' pupils have made to activities. These figures do not represent the distinct pupils, and should only be taken as indicative of participation.

5. Deliverer Sessions are the 'visits' deliverers have made to activities. These figures do not represent the distinct deliverers, and should only be taken as indicative of delivery. Distinct deliverer information is only available at the local authority level.

6. Figures with N/A are not available for the 2008-11 phase of Active Schools. Charts which refer to information pre 2011 will show a huge increase from 0 – this is because we cannot include any 2008-2011 data at this level.

User Report: Paul Rogan

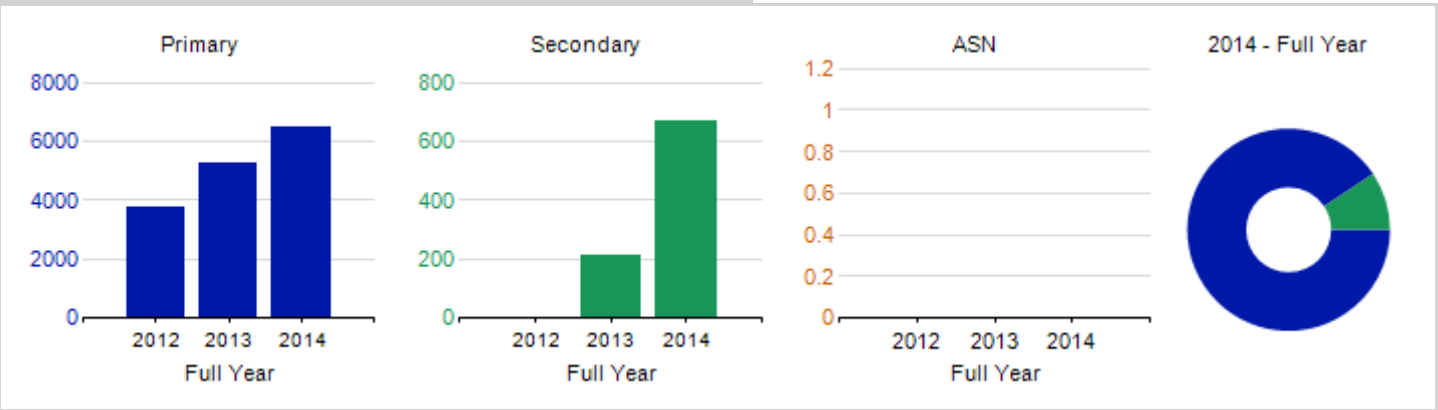
Academic Year : 2014/2015, Term(s) : Full Year

Putting Sport First

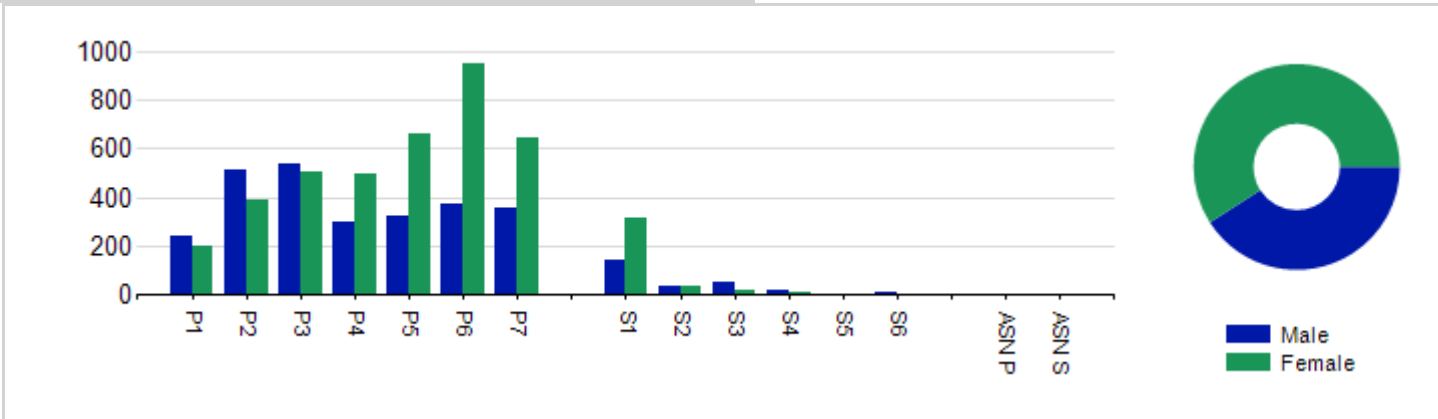
Multi School Activities

Activity Sessions	285	396	476
% Purely voluntary	39%	72%	57%
Activity Session Blocks	33	47	57
Avg Activity Sessions/Block ³	9	8	8
Different Activities	11	11	21
Participant Sessions ⁴	3,781	5,463	7,170
% Female	50%	60%	59%
Deliverer Sessions ⁵	1,344	1,561	1,591
% Voluntary	82.2%	82.6%	72.5%
Secondary pupil deliverer sessions	84	116	127

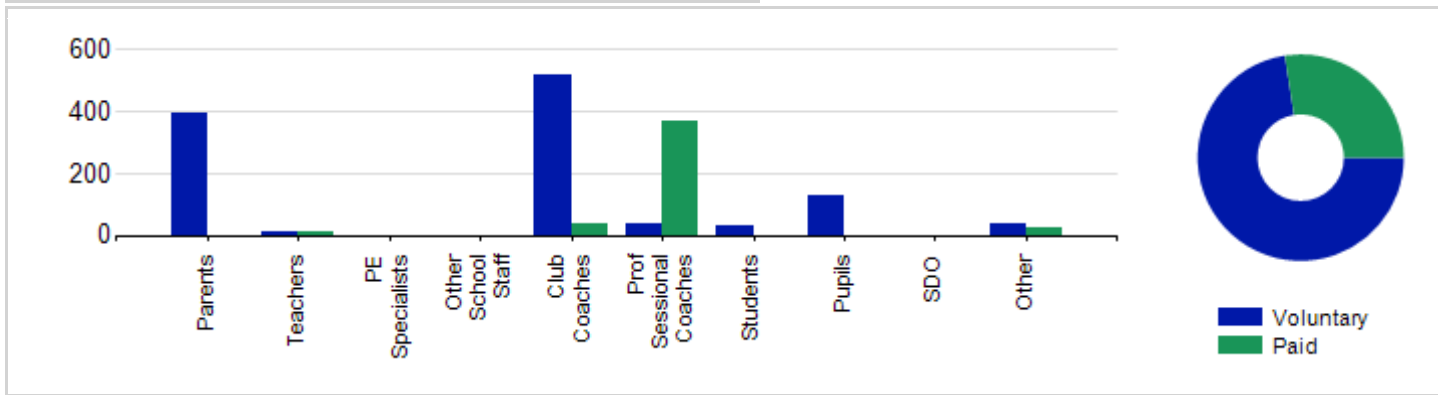
Multi School: Participant Sessions4 by School Type



Multi School: Participant Sessions4 by Year Group & Gender



Multi School: Deliverer Sessions5 by Type and Paid/Voluntary



Multi School: Top 10 Activities by Participant Sessions4

Notes

Trampolining	Cross Country
Netball	Football
Cheerleading	Karate
Tennis	Club Golf
Cricket	Other
Orienteering	



1. Activities are recorded in ASMO as 'Activity Session Blocks' which describe a group who meet to take part in an activity.

If a block involves pupils from several different schools, this is called a multiple school activity. The multiple school data shows the total amount of activity at multiple school sessions. Each school only consumes a portion of this activity. If a multiple school activity includes more than one coordinator's schools, the activity will show up in both coordinators reports. This will lead to multiple counting if we add up the multiple school activity reported under all the coordinators.

2. Distinct participants are pupils who have attended at least one session of Active Schools supported activity across the selected year/term (whether this was in a single or multiple school activity).

3. The Average Activity Sessions/Block figure shows the average length of a block (i.e. how many weeks did the average block run for?)

4. Participant Sessions are the 'visits' pupils have made to activities. These figures do not represent the distinct pupils, and should only be taken as indicative of participation.

5. Deliverer Sessions are the 'visits' deliverers have made to activities. These figures do not represent the distinct deliverers, and should only be taken as indicative of delivery. Distinct deliverer information is only available at the local authority level.

6. Figures with N/A are not available for the 2008-11 phase of Active Schools. Charts which refer to information pre 2011 will show a huge increase from 0 – this is because we cannot include any 2008-2011 data at this level.

User Report: Paul Rogan

Academic Year : 2014/2015, Term(s) : Full Year

Putting Sport First

Single School Activities

Participant Sessions⁴ by Year Group & Gender

	Male	Female
P1	0	68
P2	102	0
P3	98	68
P4	295	462
P5	425	309
P6	450	578
P7	307	394
S1	232	1,621
S2	391	746
S3	248	791
S4	334	452
S5	247	476
S6	187	626
ASN P	0	0
ASN S	0	0
Total	3,316	6,591

Deliverer Sessions⁵ by Type

	Paid	Voluntary
Parents	0	127
Teachers	30	125
PE Specialists	12	52
Other School Staff	24	10
Club Coaches	0	208
Prof Sessional Coaches	82	34
Students	0	47
Pupils	0	132
SDO	0	0
Other	31	45
Total	179	780

Multi School Activities

Participant Sessions⁴ by Year Group & Gender

	Male	Female
P1	245	198
P2	517	387
P3	538	502
P4	301	497
P5	325	661
P6	372	949
P7	361	647
S1	147	317
S2	40	40
S3	53	23
S4	22	14
S5	0	0
S6	14	0
ASN P	0	0
ASN S	0	0
Total	2,935	4,235

Deliverer Sessions⁵ by Type

	Paid	Voluntary
Parents	0	395
Teachers	11	11
PE Specialists	0	0
Other School Staff	0	0
Club Coaches	35	514
Prof Sessional Coaches	370	40
Students	0	33
Pupils	0	127
SDO	0	0
Other	21	34
Total	437	1,154

Assigned Schools

School	PS Single School	PS Multi School	Club Count
Alves Primary School	0	1,991	13
Anderson's Primary School	988	6,458	14
Applegrove Primary School	987	6,195	13
Dallas Primary School	782	220	13
Dyke Primary School	0	3,397	13
Forres Academy	6,351	2,945	11
Kinloss Primary School	531	2,675	13
Logie Primary School	0	2,393	13
Pilmuir Primary School	268	3,186	13