

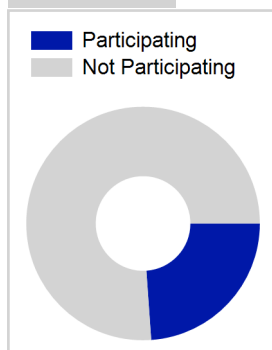
School Report: Forres Academy

Academic Year : 2014/2015, Term(s) Full Year

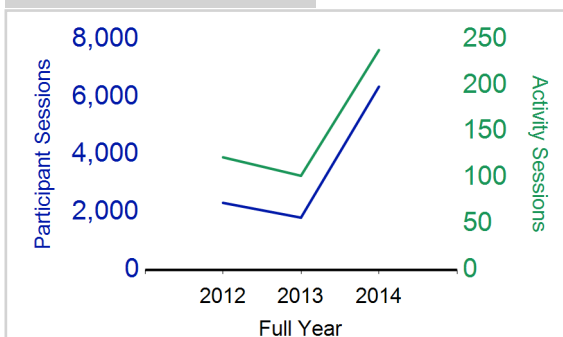
Putting Sport First

sportscotland
 the national agency for sport

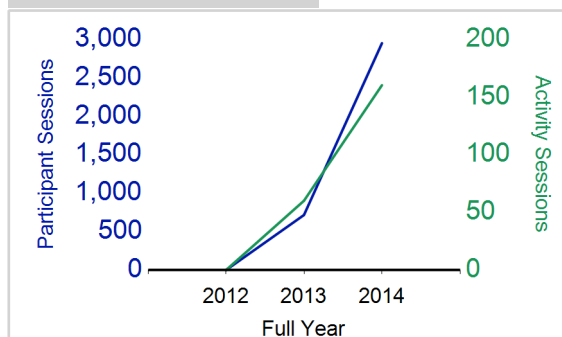
% Participating



Single School Activities¹



Multi School Activities¹

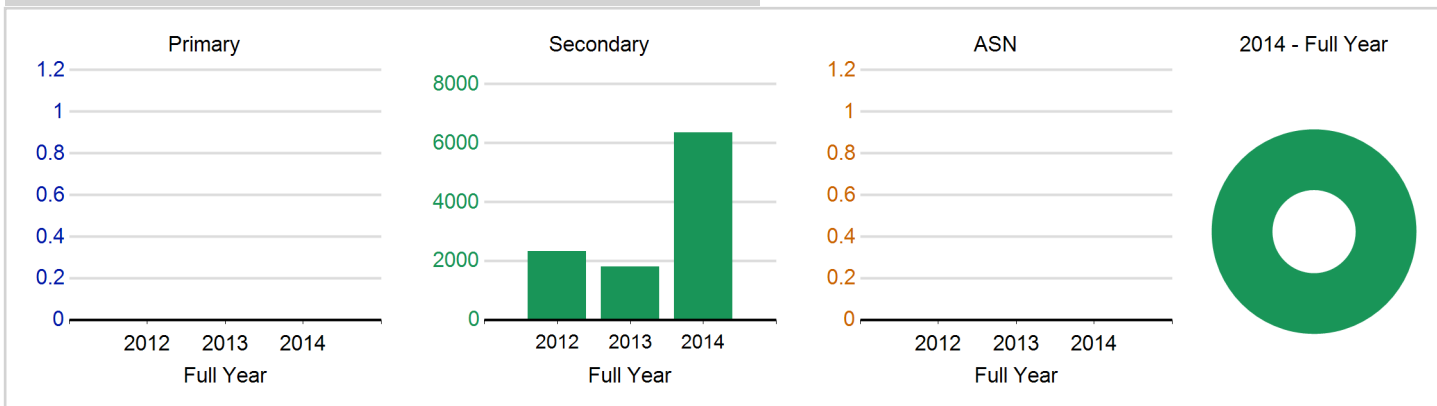


	2012 Full Term	2013 Full Term	2014 Full Term
Distinct Participants²	81	96	220
Total School Roll	997	943	921
% Participating	8.1%	10.2%	23.9%
School Club Links	5	11	11
Schools with at least one link	1	1	1
Clubs with at least one link	5	11	11

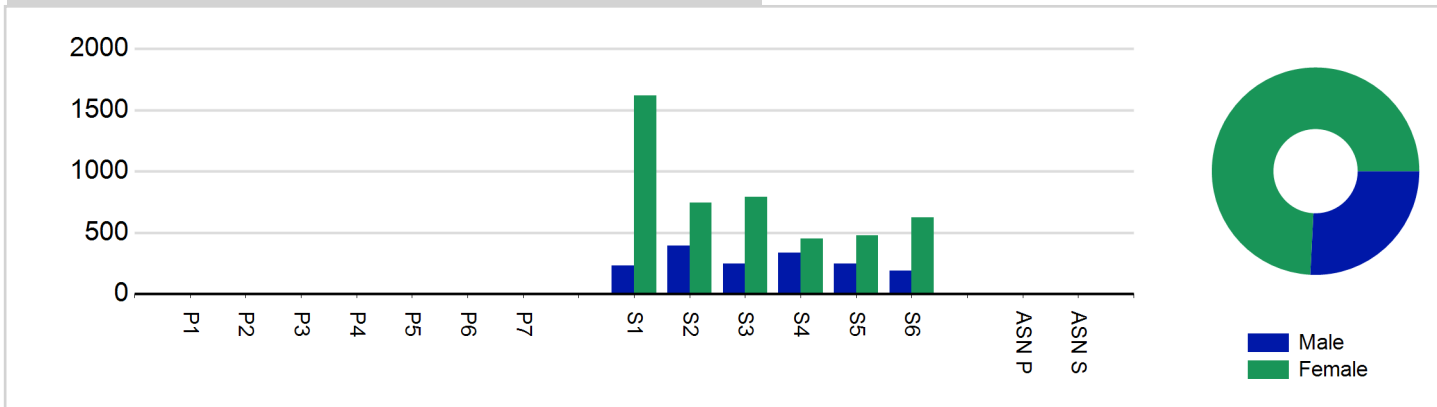
Single School Activities

Activity Sessions	122	102	238
% Purely voluntary	66%	63%	83%
Activity Session Blocks	13	11	24
Avg Activity Sessions/Block ³	9	9	10
Different Activities	5	5	10
Participant Sessions⁴	2,328	1,814	6,351
% Female	52%	61%	74%
Deliverer Sessions⁵	268	170	487
% Voluntary	84.3%	77.6%	86.7%
Secondary pupil deliverer sessions	N/A	N/A	46

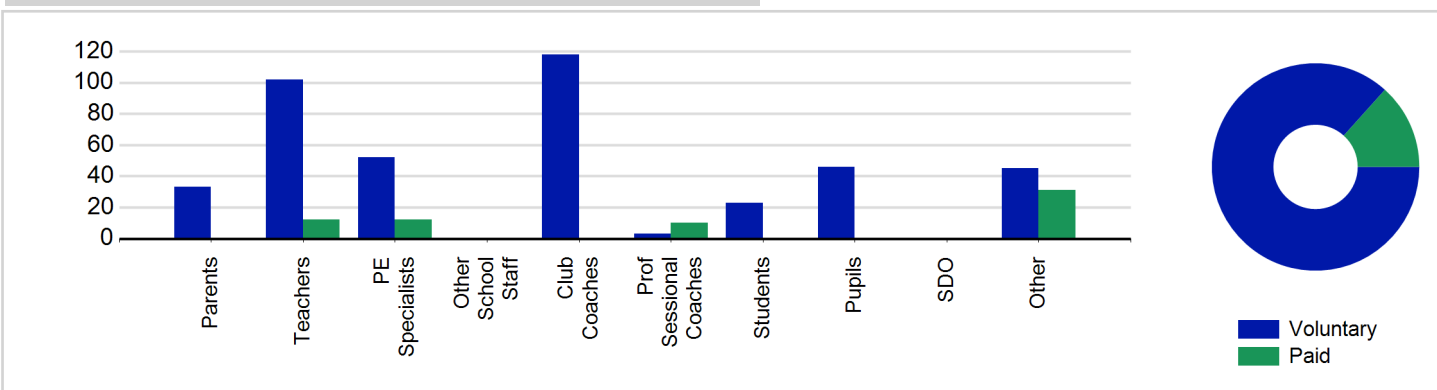
Single School: Participant Sessions⁴ by School Type



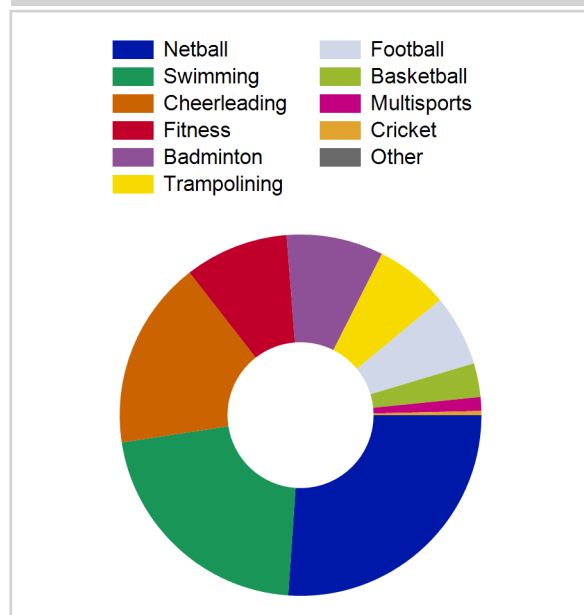
Single School: Participant Sessions⁴ by Year Group & Gender



Single School: Deliverer Sessions⁵ by Type and Paid/Voluntary



Single School: Top 10 Activities by Participant Sessions⁴



Notes

- Activities are recorded in ASMO as 'Activity Session Blocks' which describe a group who meet to take part in an activity.
If a block involves pupils from several different schools, this is called a multiple school activity. The multiple school data shows the total amount of activity at multiple school sessions. Each school only consumes a portion of this activity. If a multiple school activity includes more than one coordinator's schools, the activity will show up in both coordinators reports. This will lead to multiple counting if we add up the multiple school activity reported under all the coordinators.
- Distinct participants are pupils who have attended at least one session of Active Schools supported activity across the selected year/term (whether this was in a single or multiple school activity).
- The Average Activity Sessions/Block figure shows the average length of a block (i.e. how many weeks did the average block run for?)
- Participant Sessions are the 'visits' pupils have made to activities. These figures do not represent the distinct pupils, and should only be taken as indicative of participation.
- Deliverer Sessions are the 'visits' deliverers have made to activities. These figures do not represent the distinct deliverers, and should only be taken as indicative of delivery. Distinct deliverer information is only available at the local authority level.
- Figures with N/A are not available for the 2008-11 phase of Active Schools. Charts which refer to information pre 2011 will show a huge increase from 0 – this is because we cannot include any 2008-2011 data at this level.

School Report: Forres Academy

Academic Year : 2014/2015, Term(s) Full Year

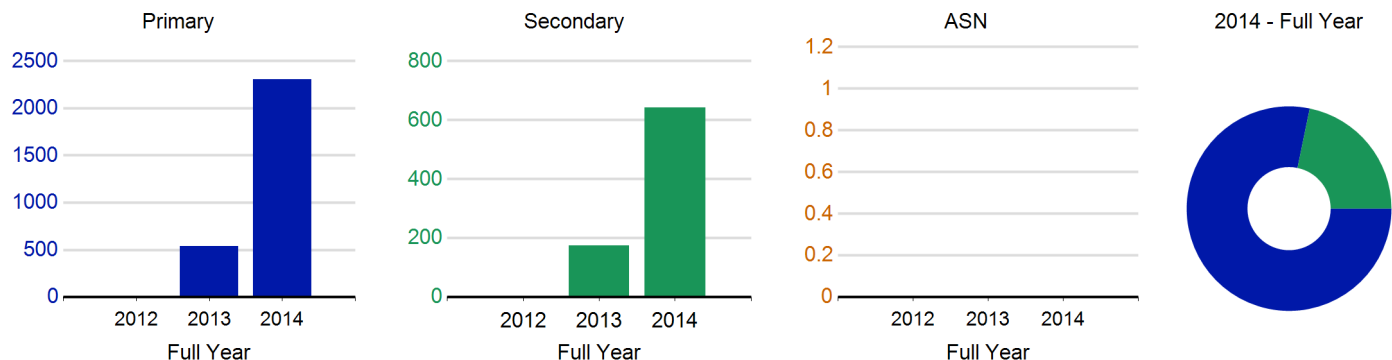
Putting Sport First

sportscotland
 the national agency for sport

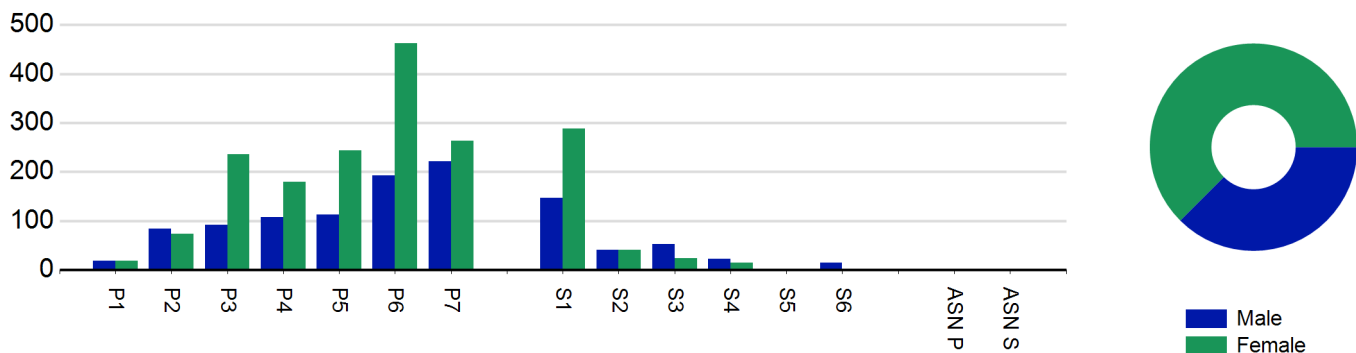
Multi School Activities

Activity Sessions	N/A	60	160
% Purely voluntary	N/A	90%	74%
Activity Session Blocks	N/A	7	19
Avg Activity Sessions/Block ³	N/A	9	8
Different Activities	N/A	4	9
Participant Sessions ⁴	N/A	715	2,945
% Female	N/A	55%	63%
Deliverer Sessions ⁵	N/A	150	547
% Voluntary	N/A	96.0%	89.2%
Secondary pupil deliverer sessions	N/A	10	36

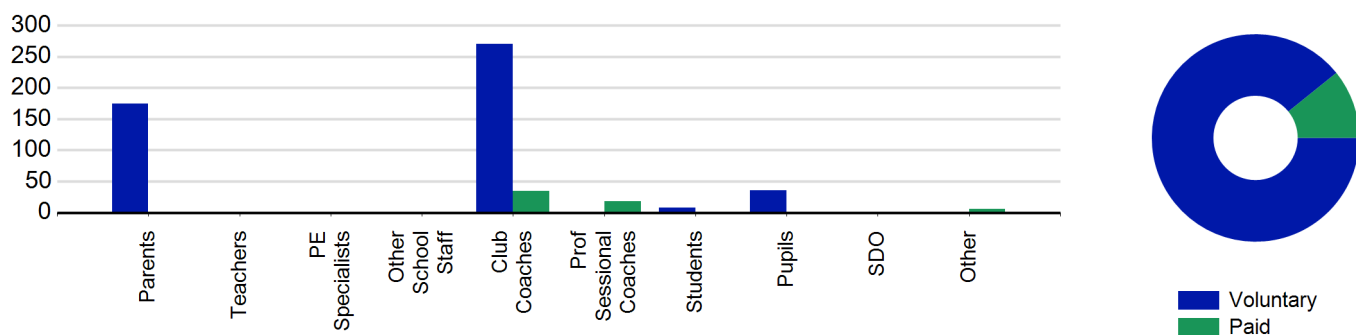
Multi School: Participant Sessions⁴ by School Type



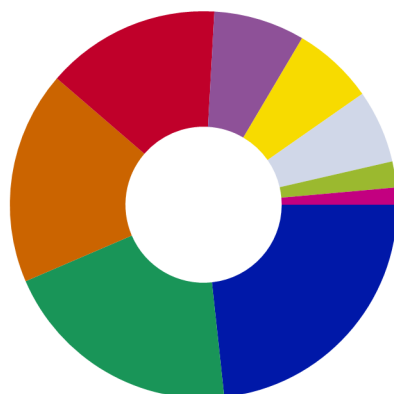

Multi School: Participant Sessions⁴ by Year Group & Gender



Multi School: Deliverer Sessions⁵ by Type and Paid/Voluntary



Multi School: Top 10 Activities by Participant Sessions⁴



Notes

1. Activities are recorded in ASMO as 'Activity Session Blocks' which describe a group who meet to take part in an activity.

If a block involves pupils from several different schools, this is called a multiple school activity. The multiple school data shows the total amount of activity at multiple school sessions. Each school only consumes a portion of this activity. If a multiple school activity includes more than one coordinator's schools, the activity will show up in both coordinators reports. This will lead to multiple counting if we add up the multiple school activity reported under all the coordinators.

2. Distinct participants are pupils who have attended at least one session of Active Schools supported activity across the selected year/term (whether this was in a single or multiple school activity).

3. The Average Activity Sessions/Block figure shows the average length of a block (i.e. how many weeks did the average block run for?)

4. Participant Sessions are the 'visits' pupils have made to activities. These figures do not represent the distinct pupils, and should only be taken as indicative of participation.

5. Deliverer Sessions are the 'visits' deliverers have made to activities. These figures do not represent the distinct deliverers, and should only be taken as indicative of delivery. Distinct deliverer information is only available at the local authority level.

6. Figures with N/A are not available for the 2008-11 phase of Active Schools. Charts which refer to information pre 2011 will show a huge increase from 0 – this is because we cannot include any 2008-2011 data at this level.

School Report: Forres Academy

Academic Year : 2014/2015, Term(s) Full Year

Putting Sport First

Single School Activities

Participant Sessions⁴ by Year Group & Gender

	Male	Female
P1	0	0
P2	0	0
P3	0	0
P4	0	0
P5	0	0
P6	0	0
P7	0	0
S1	232	1,621
S2	391	746
S3	248	791
S4	334	452
S5	247	476
S6	187	626
ASN P	0	0
ASN S	0	0
Total	1,639	4,712

Deliverer Sessions⁵ by Type

	Paid	Voluntary
Parents	0	33
Teachers	12	102
PE Specialists	12	52
Other School Staff	0	0
Club Coaches	0	118
Prof Sessional Coaches	10	3
Students	0	23
Pupils	0	46
SDO	0	0
Other	31	45
Total	65	422

Multi School Activities

Participant Sessions⁴ by Year Group & Gender

	Male	Female
P1	18	18
P2	84	74
P3	92	236
P4	107	179
P5	113	244
P6	192	462
P7	222	263
S1	147	288
S2	40	40
S3	53	23
S4	22	14
S5	0	0
S6	14	0
ASN P	0	0
ASN S	0	0
Total	1,104	1,841

Deliverer Sessions⁵ by Type

	Paid	Voluntary
Parents	0	174
Teachers	0	0
PE Specialists	0	0
Other School Staff	0	0
Club Coaches	35	270
Prof Sessional Coaches	18	0
Students	0	8
Pupils	0	36
SDO	0	0
Other	6	0
Total	59	488

Activities Supported during 2014/2015, Term(s) Full Year

Badminton
Basketball
Bowling
Cheerleading
Climbing
Cricket
Cross Country
Cycling
Fitness
Football
Karate
Multisports
Netball
Orienteering
Swimming
Trampolining

Please note this includes any activities which pupils from this school attended, either in single school or multiple school sessions

Clubs linked during 2014/2015, Term(s) Full Year

Elgin Eagles Basketball Club
Forres Cycling Club
Forres Golf Club
Forres Grant Park Bowling Club
Forres Harriers
Forres Squash Club
Forres St Lawrence Cricket Club
Forres Tennis Club
Karate Academy Scotland
Moravian Orienteering Club
Moray Cricket Association