

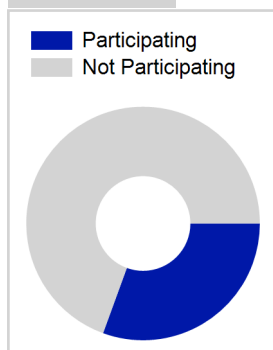
# School Report: Lossiemouth High School

Academic Year : 2014/2015, Term(s) Full Year

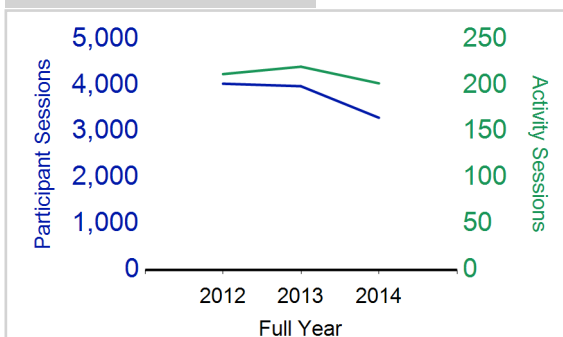
Putting Sport First

**sportscotland**  
 the national agency for sport

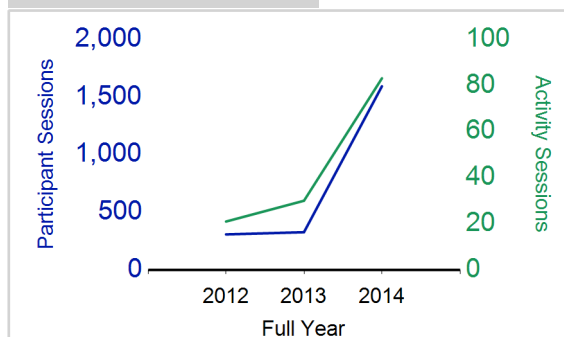
## % Participating



## Single School Activities<sup>1</sup>



## Multi School Activities<sup>1</sup>

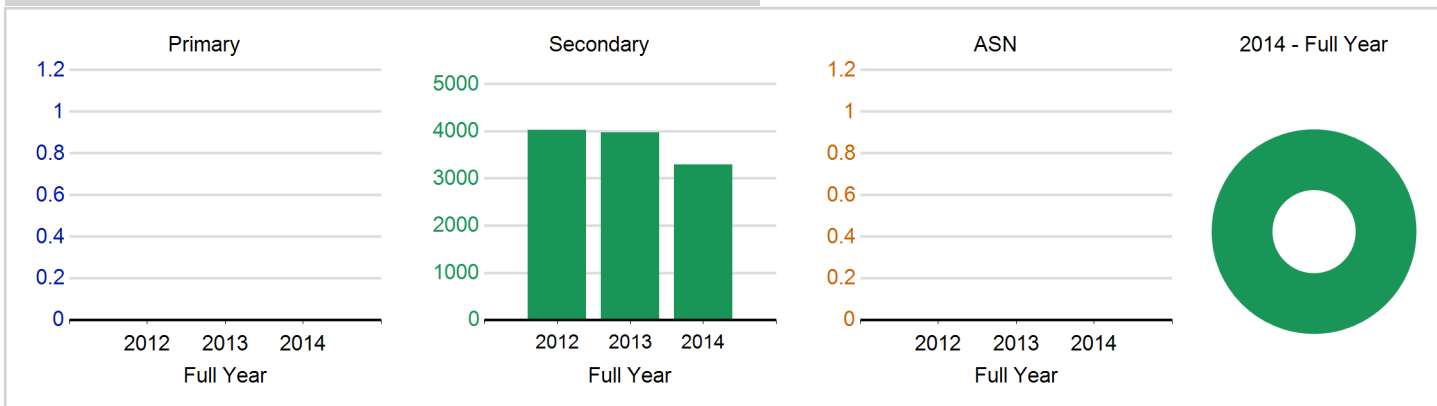


	2012 Full Term	2013 Full Term	2014 Full Term
<b>Distinct Participants<sup>2</sup></b>	<b>96</b>	<b>109</b>	<b>184</b>
Total School Roll	677	631	602
% Participating	14.2%	17.3%	30.6%
<b>School Club Links</b>	<b>6</b>	<b>11</b>	<b>7</b>
Schools with at least one link	1	1	1
Clubs with at least one link	6	11	7

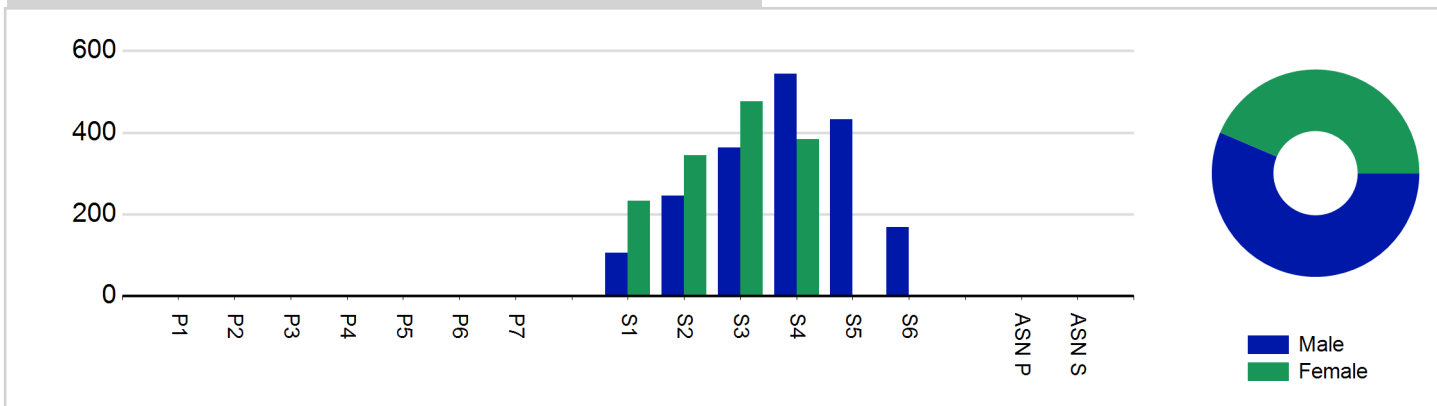
## Single School Activities

<b>Activity Sessions</b>	<b>212</b>	<b>220</b>	<b>202</b>
% Purely voluntary	89%	95%	92%
Activity Session Blocks	22	24	21
Avg Activity Sessions/Block <sup>3</sup>	10	9	10
Different Activities	8	7	6
<b>Participant Sessions<sup>4</sup></b>	<b>4,032</b>	<b>3,978</b>	<b>3,295</b>
% Female	41%	44%	44%
<b>Deliverer Sessions<sup>5</sup></b>	<b>614</b>	<b>524</b>	<b>444</b>
% Voluntary	96.1%	97.7%	96.4%
Secondary pupil deliverer sessions	10	34	60

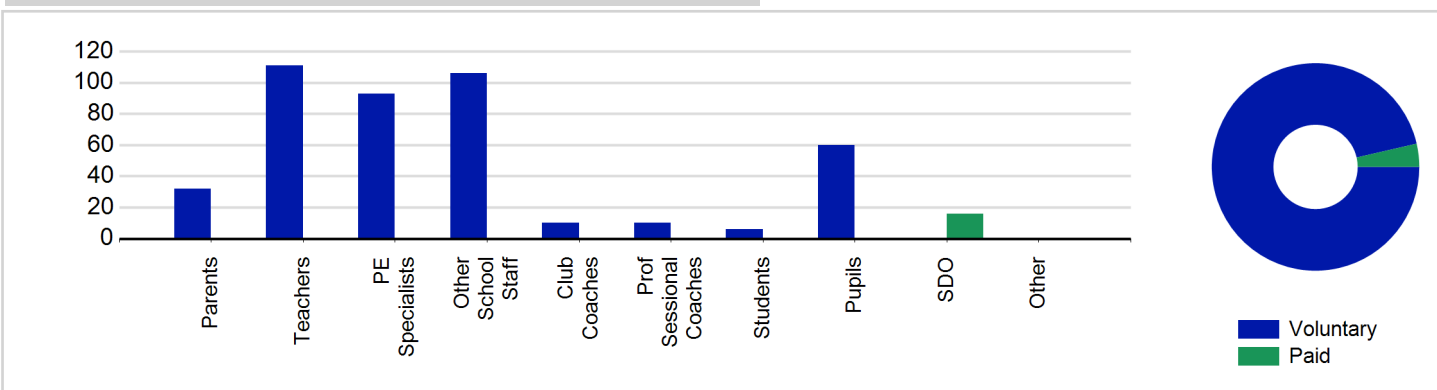
### Single School: Participant Sessions<sup>4</sup> by School Type



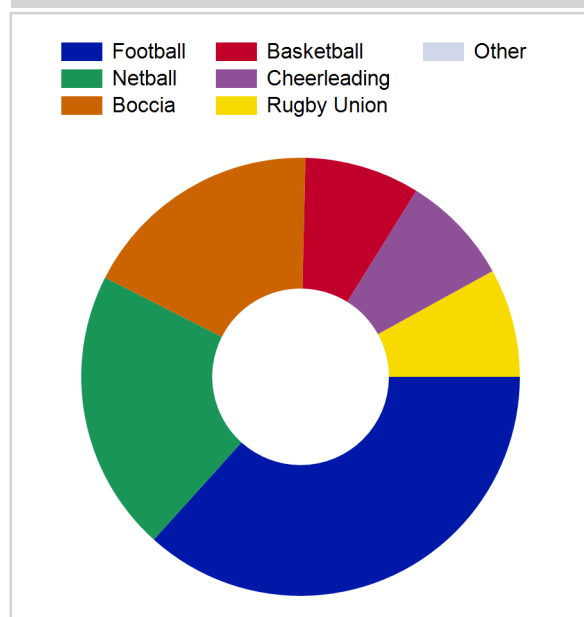
### Single School: Participant Sessions<sup>4</sup> by Year Group & Gender



### Single School: Deliverer Sessions<sup>5</sup> by Type and Paid/Voluntary



### Single School: Top 10 Activities by Participant Sessions<sup>4</sup>



### Notes

1. Activities are recorded in ASMO as 'Activity Session Blocks' which describe a group who meet to take part in an activity.

If a block involves pupils from several different schools, this is called a multiple school activity. The multiple school data shows the total amount of activity at multiple school sessions. Each school only consumes a portion of this activity. If a multiple school activity includes more than one coordinator's schools, the activity will show up in both coordinators reports. This will lead to multiple counting if we add up the multiple school activity reported under all the coordinators.

2. Distinct participants are pupils who have attended at least one session of Active Schools supported activity across the selected year/term (whether this was in a single or multiple school activity).

3. The Average Activity Sessions/Block figure shows the average length of a block (i.e. how many weeks did the average block run for?)

4. Participant Sessions are the 'visits' pupils have made to activities. These figures do not represent the distinct pupils, and should only be taken as indicative of participation.

5. Deliverer Sessions are the 'visits' deliverers have made to activities. These figures do not represent the distinct deliverers, and should only be taken as indicative of delivery. Distinct deliverer information is only available at the local authority level.

6. Figures with N/A are not available for the 2008-11 phase of Active Schools. Charts which refer to information pre 2011 will show a huge increase from 0 – this is because we cannot include any 2008-2011 data at this level.

# School Report: Lossiemouth High School

Academic Year : 2014/2015, Term(s) Full Year

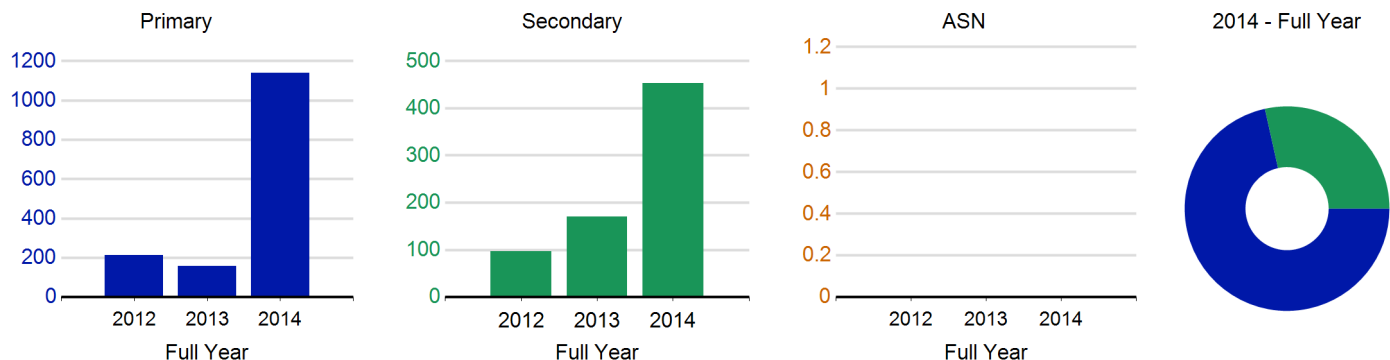
Putting Sport First

**sportscotland**  
 the national agency for sport

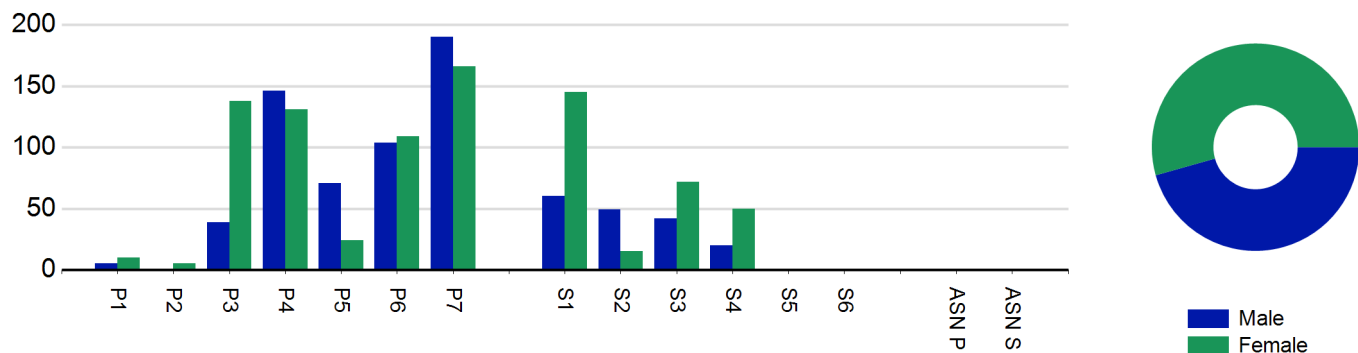
## Multi School Activities

Activity Sessions	21	30	83
% Purely voluntary	100%	100%	90%
Activity Session Blocks	3	4	10
Avg Activity Sessions/Block <sup>3</sup>	7	8	8
Different Activities	1	1	6
Participant Sessions <sup>4</sup>	309	328	1,591
% Female	54%	45%	54%
Deliverer Sessions <sup>5</sup>	96	60	257
% Voluntary	100.0%	100.0%	94.6%
Secondary pupil deliverer sessions	21	N/A	30

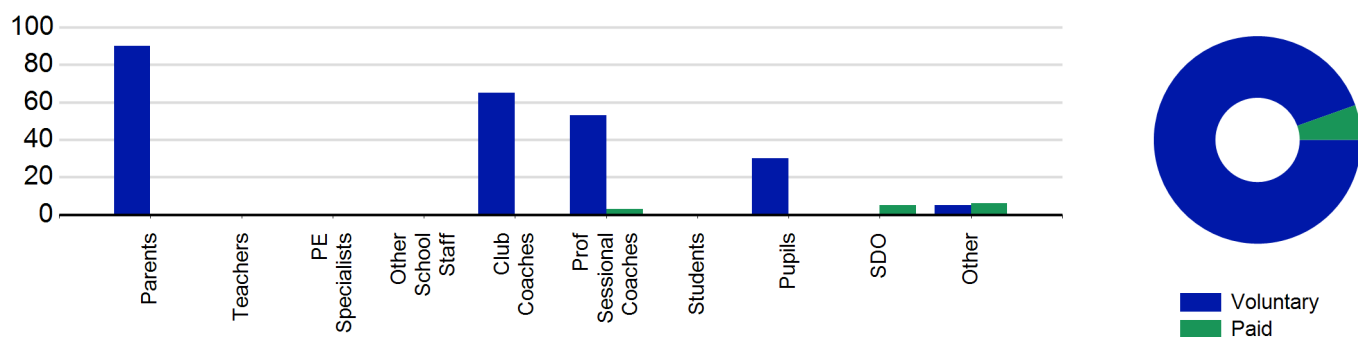
### Multi School: Participant Sessions<sup>4</sup> by School Type



### Multi School: Participant Sessions<sup>4</sup> by Year Group & Gender



### Multi School: Deliverer Sessions<sup>5</sup> by Type and Paid/Voluntary



### Multi School: Top 10 Activities by Participant Sessions<sup>4</sup>

■ Badminton
 ■ Orienteering
 ■ Other  
■ Gymnastics
 ■ Squash  
■ Cricket
 ■ Climbing



### Notes

1. Activities are recorded in ASMO as 'Activity Session Blocks' which describe a group who meet to take part in an activity.

If a block involves pupils from several different schools, this is called a multiple school activity. The multiple school data shows the total amount of activity at multiple school sessions. Each school only consumes a portion of this activity. If a multiple school activity includes more than one coordinator's schools, the activity will show up in both coordinators reports. This will lead to multiple counting if we add up the multiple school activity reported under all the coordinators.

2. Distinct participants are pupils who have attended at least one session of Active Schools supported activity across the selected year/term (whether this was in a single or multiple school activity).

3. The Average Activity Sessions/Block figure shows the average length of a block (i.e. how many weeks did the average block run for?)

4. Participant Sessions are the 'visits' pupils have made to activities. These figures do not represent the distinct pupils, and should only be taken as indicative of participation.

5. Deliverer Sessions are the 'visits' deliverers have made to activities. These figures do not represent the distinct deliverers, and should only be taken as indicative of delivery. Distinct deliverer information is only available at the local authority level.

6. Figures with N/A are not available for the 2008-11 phase of Active Schools. Charts which refer to information pre 2011 will show a huge increase from 0 – this is because we cannot include any 2008-2011 data at this level.

# School Report: Lossiemouth High School

Academic Year : 2014/2015, Term(s) Full Year

Putting Sport First

## Single School Activities

Participant Sessions<sup>4</sup> by Year Group & Gender

	Male	Female
<b>P1</b>	0	0
<b>P2</b>	0	0
<b>P3</b>	0	0
<b>P4</b>	0	0
<b>P5</b>	0	0
<b>P6</b>	0	0
<b>P7</b>	0	0
<b>S1</b>	106	233
<b>S2</b>	246	344
<b>S3</b>	363	476
<b>S4</b>	544	383
<b>S5</b>	432	0
<b>S6</b>	168	0
<b>ASN P</b>	0	0
<b>ASN S</b>	0	0
<b>Total</b>	<b>1,859</b>	<b>1,436</b>

Deliverer Sessions<sup>5</sup> by Type

	Paid	Voluntary
<b>Parents</b>	0	32
<b>Teachers</b>	0	111
<b>PE Specialists</b>	0	93
<b>Other School Staff</b>	0	106
<b>Club Coaches</b>	0	10
<b>Prof Sessional Coaches</b>	0	10
<b>Students</b>	0	6
<b>Pupils</b>	0	60
<b>SDO</b>	16	0
<b>Other</b>	0	0
<b>Total</b>	<b>16</b>	<b>428</b>

## Multi School Activities

Participant Sessions<sup>4</sup> by Year Group & Gender

	Male	Female
<b>P1</b>	5	10
<b>P2</b>	0	5
<b>P3</b>	39	138
<b>P4</b>	146	131
<b>P5</b>	71	24
<b>P6</b>	104	109
<b>P7</b>	190	166
<b>S1</b>	60	145
<b>S2</b>	49	15
<b>S3</b>	42	72
<b>S4</b>	20	50
<b>S5</b>	0	0
<b>S6</b>	0	0
<b>ASN P</b>	0	0
<b>ASN S</b>	0	0
<b>Total</b>	<b>726</b>	<b>865</b>

Deliverer Sessions<sup>5</sup> by Type

	Paid	Voluntary
<b>Parents</b>	0	90
<b>Teachers</b>	0	0
<b>PE Specialists</b>	0	0
<b>Other School Staff</b>	0	0
<b>Club Coaches</b>	0	65
<b>Prof Sessional Coaches</b>	3	53
<b>Students</b>	0	0
<b>Pupils</b>	0	30
<b>SDO</b>	5	0
<b>Other</b>	6	5
<b>Total</b>	<b>14</b>	<b>243</b>

**Activities Supported during 2014/2015, Term(s) Full Year**

Badminton  
Basketball  
Boccia  
Cheerleading  
Climbing  
Cricket  
Football  
Gymnastics  
Netball  
Orienteering  
Rugby Union  
Squash

Please note this includes any activities which pupils from this school attended, either in single school or multiple school sessions

**Clubs linked during 2014/2015, Term(s) Full Year**

Elgin Eagles Basketball Club  
Lossiemouth Ladies (Netball)  
Moravian Orienteering Club  
Moray Golf Club  
Moray Rugby Football Club  
New Wave Surf School  
Sansum Blackbelt Academy