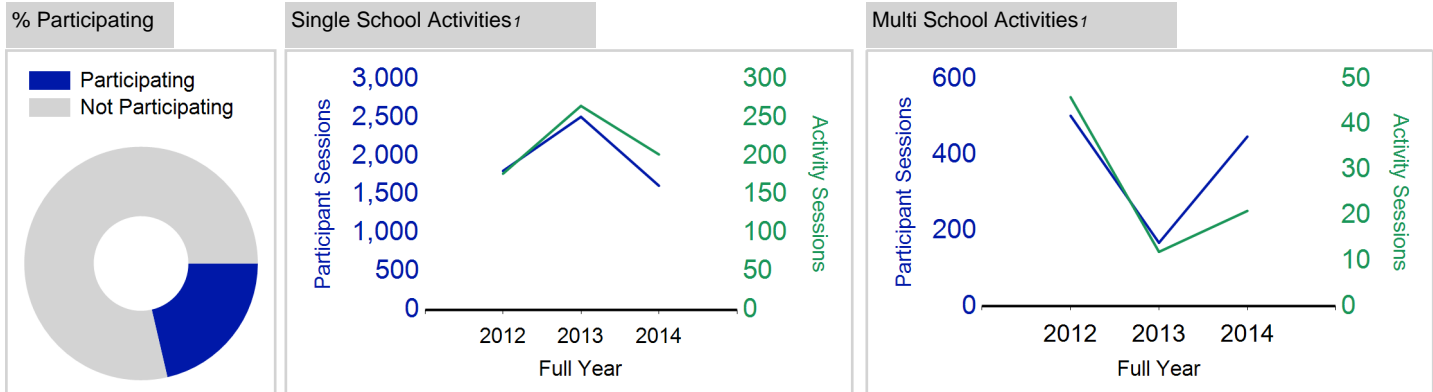


School Report: Speyside High School

Academic Year : 2014/2015, Term(s) Full Year

Putting Sport First

sportscotland
 the national agency for sport


	2012 Full Term	2013 Full Term	2014 Full Term
Distinct Participants²	96	140	100
Total School Roll	498	479	468
% Participating	19.3%	29.2%	21.4%

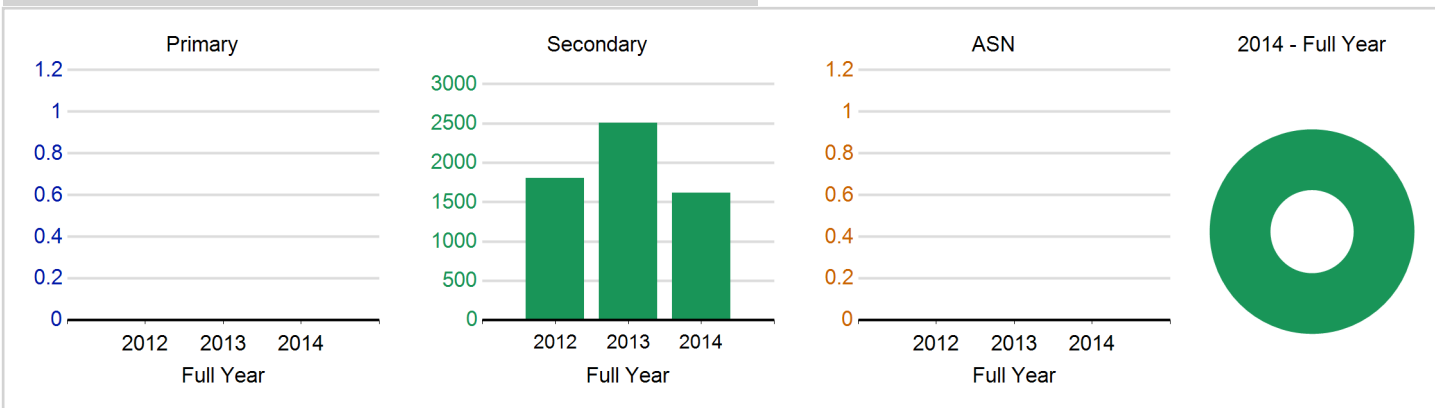
	2012 Full Term	2013 Full Term	2014 Full Term
School Club Links	8	11	10
Schools with at least one link	1	1	1
Clubs with at least one link	8	11	10

Single School Activities

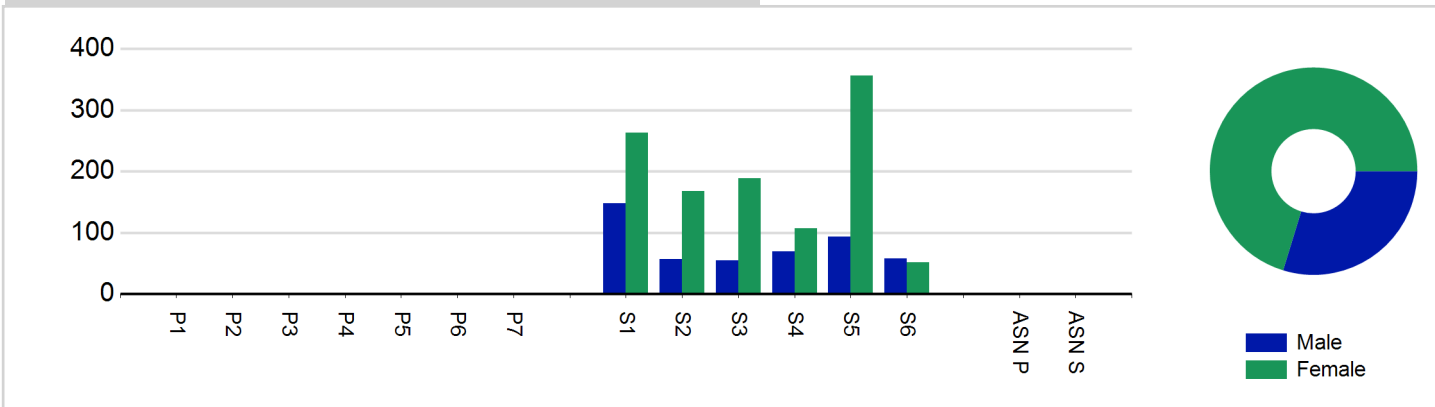
	2012 Full Term	2013 Full Term	2014 Full Term
Activity Sessions	177	265	202
% Purely voluntary	87%	86%	86%
Activity Session Blocks	22	28	24
Avg Activity Sessions/Block ³	8	10	8
Different Activities	10	13	12

	2012 Full Term	2013 Full Term	2014 Full Term
Participant Sessions⁴	1,806	2,508	1,614
% Female	56%	57%	70%
Deliverer Sessions⁵	345	418	297
% Voluntary	93.3%	91.1%	87.9%
Secondary pupil deliverer sessions	66	93	75

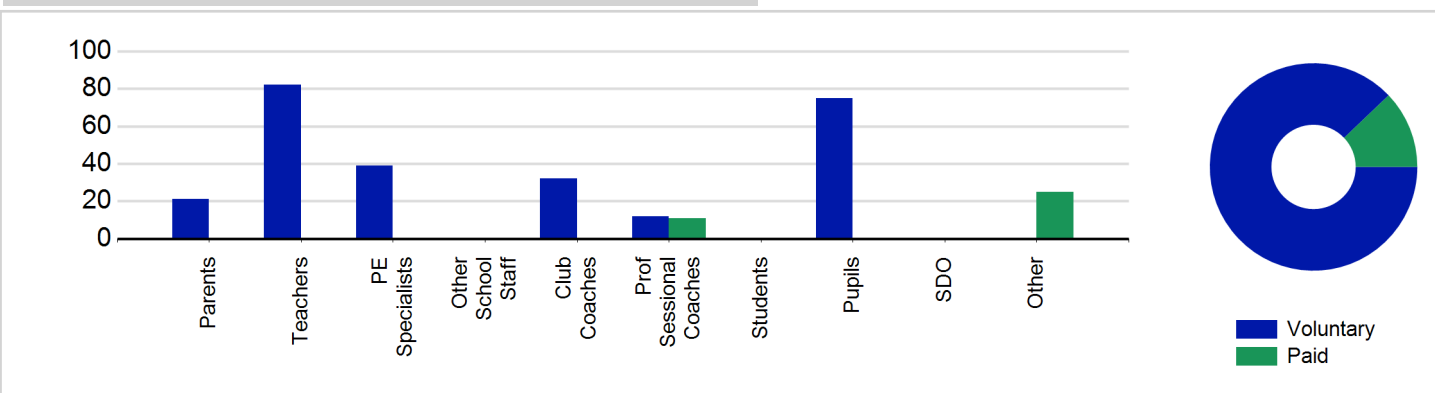
Single School: Participant Sessions⁴ by School Type



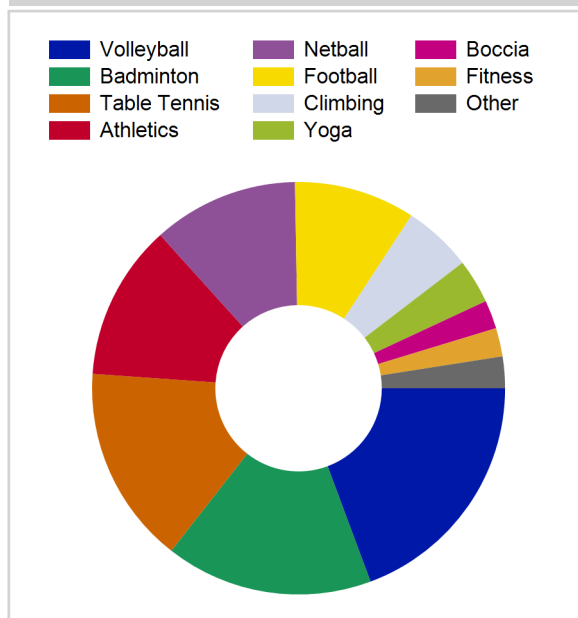
Single School: Participant Sessions⁴ by Year Group & Gender



Single School: Deliverer Sessions⁵ by Type and Paid/Voluntary



Single School: Top 10 Activities by Participant Sessions⁴



Notes

- Activities are recorded in ASMO as 'Activity Session Blocks' which describe a group who meet to take part in an activity.
If a block involves pupils from several different schools, this is called a multiple school activity. The multiple school data shows the total amount of activity at multiple school sessions. Each school only consumes a portion of this activity. If a multiple school activity includes more than one coordinator's schools, the activity will show up in both coordinators reports. This will lead to multiple counting if we add up the multiple school activity reported under all the coordinators.
- Distinct participants are pupils who have attended at least one session of Active Schools supported activity across the selected year/term (whether this was in a single or multiple school activity).
- The Average Activity Sessions/Block figure shows the average length of a block (i.e. how many weeks did the average block run for?)
- Participant Sessions are the 'visits' pupils have made to activities. These figures do not represent the distinct pupils, and should only be taken as indicative of participation.
- Deliverer Sessions are the 'visits' deliverers have made to activities. These figures do not represent the distinct deliverers, and should only be taken as indicative of delivery. Distinct deliverer information is only available at the local authority level.
- Figures with N/A are not available for the 2008-11 phase of Active Schools. Charts which refer to information pre 2011 will show a huge increase from 0 – this is because we cannot include any 2008-2011 data at this level.

School Report: Speyside High School

Academic Year : 2014/2015, Term(s) Full Year

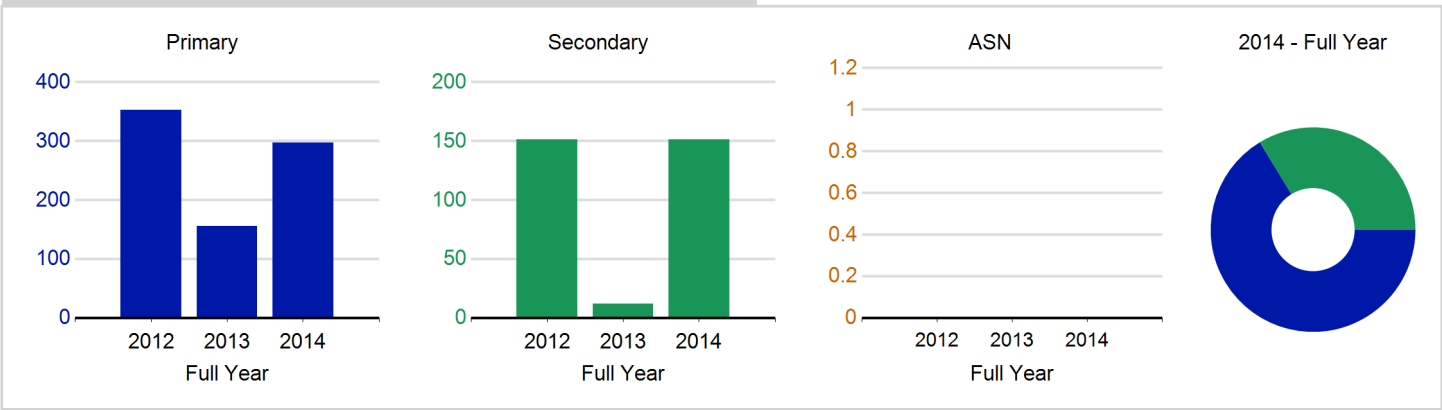
Putting Sport First

sportscotland
the national agency for sport

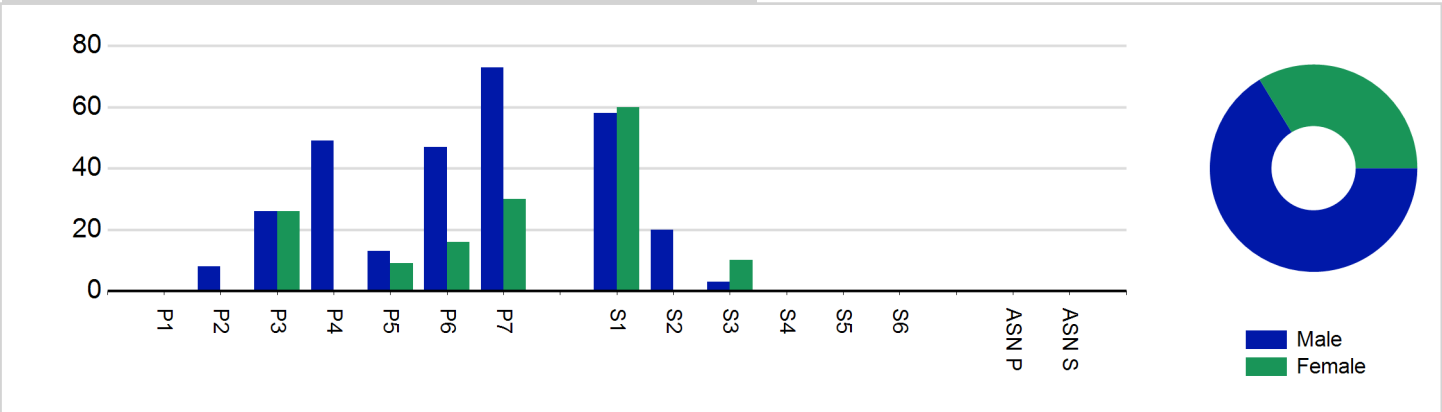
Multi School Activities

Activity Sessions	46	12	21
% Purely voluntary	7%	100%	86%
Activity Session Blocks	6	1	3
Avg Activity Sessions/Block ³	8	12	7
Different Activities	3	1	3
Participant Sessions⁴	503	168	448
% Female	80%	29%	34%
Deliverer Sessions⁵	101	48	73
% Voluntary	55.4%	100.0%	87.7%
Secondary pupil deliverer sessions	N/A	N/A	N/A

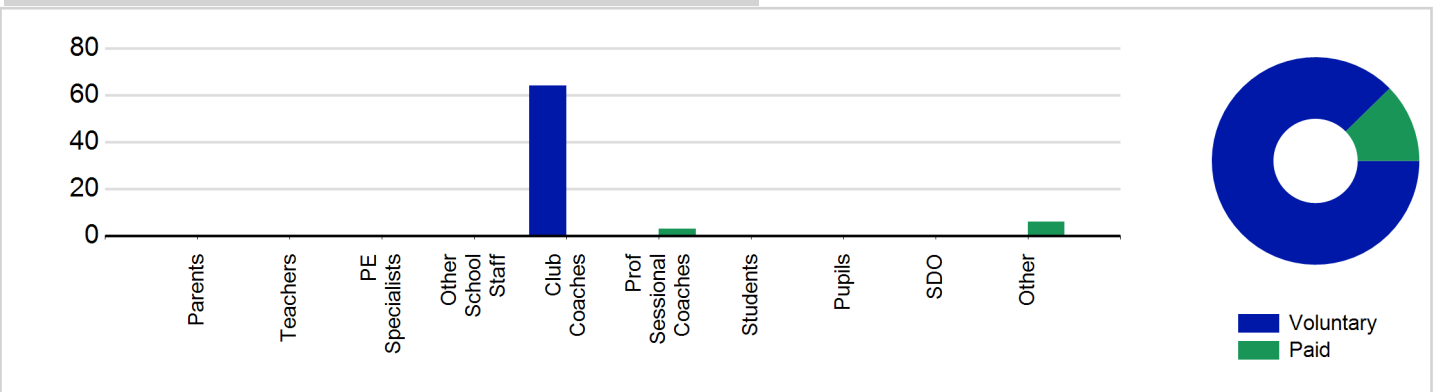
Multi School: Participant Sessions⁴ by School Type



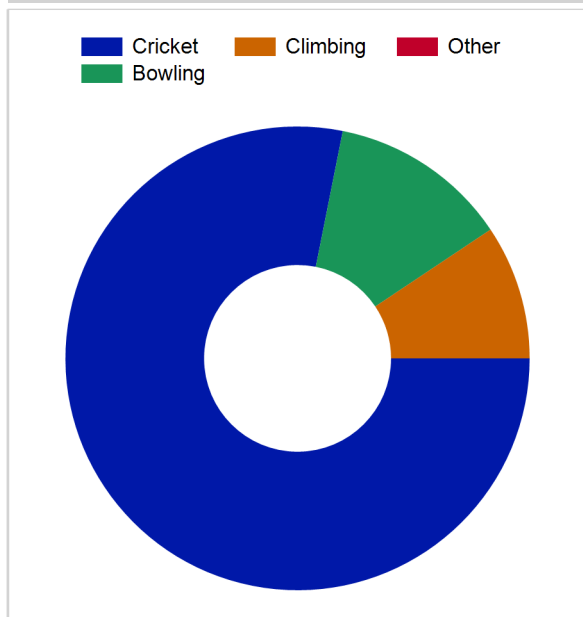
Multi School: Participant Sessions⁴ by Year Group & Gender



Multi School: Deliverer Sessions⁵ by Type and Paid/Voluntary



Multi School: Top 10 Activities by Participant Sessions⁴



Notes

1. Activities are recorded in ASMO as 'Activity Session Blocks' which describe a group who meet to take part in an activity.
If a block involves pupils from several different schools, this is called a multiple school activity. The multiple school data shows the total amount of activity at multiple school sessions. Each school only consumes a portion of this activity. If a multiple school activity includes more than one coordinator's schools, the activity will show up in both coordinators reports. This will lead to multiple counting if we add up the multiple school activity reported under all the coordinators.
2. Distinct participants are pupils who have attended at least one session of Active Schools supported activity across the selected year/term (whether this was in a single or multiple school activity).
3. The Average Activity Sessions/Block figure shows the average length of a block (i.e. how many weeks did the average block run for?)
4. Participant Sessions are the 'visits' pupils have made to activities. These figures do not represent the distinct pupils, and should only be taken as indicative of participation.
5. Deliverer Sessions are the 'visits' deliverers have made to activities. These figures do not represent the distinct deliverers, and should only be taken as indicative of delivery. Distinct deliverer information is only available at the local authority level.
6. Figures with N/A are not available for the 2008-11 phase of Active Schools. Charts which refer to information pre 2011 will show a huge increase from 0 – this is because we cannot include any 2008-2011 data at this level.

School Report: Speyside High School

Academic Year : 2014/2015, Term(s) Full Year

Putting Sport First

Single School Activities

Participant Sessions⁴ by Year Group & Gender

	Male	Female
P1	0	0
P2	0	0
P3	0	0
P4	0	0
P5	0	0
P6	0	0
P7	0	0
S1	148	263
S2	57	168
S3	55	189
S4	69	107
S5	93	356
S6	58	51
ASN P	0	0
ASN S	0	0
Total	480	1,134

Deliverer Sessions⁵ by Type

	Paid	Voluntary
Parents	0	21
Teachers	0	82
PE Specialists	0	39
Other School Staff	0	0
Club Coaches	0	32
Prof Sessional Coaches	11	12
Students	0	0
Pupils	0	75
SDO	0	0
Other	25	0
Total	36	261

Multi School Activities

Participant Sessions⁴ by Year Group & Gender

	Male	Female
P1	0	0
P2	8	0
P3	26	26
P4	49	0
P5	13	9
P6	47	16
P7	73	30
S1	58	60
S2	20	0
S3	3	10
S4	0	0
S5	0	0
S6	0	0
ASN P	0	0
ASN S	0	0
Total	297	151

Deliverer Sessions⁵ by Type

	Paid	Voluntary
Parents	0	0
Teachers	0	0
PE Specialists	0	0
Other School Staff	0	0
Club Coaches	0	64
Prof Sessional Coaches	3	0
Students	0	0
Pupils	0	0
SDO	0	0
Other	6	0
Total	9	64

Activities Supported during 2014/2015, Term(s) Full Year

Athletics
Badminton
Boccia
Bowling
Climbing
Cricket
Fitness
Football
Hockey
Netball
Orienteering
Table Tennis
Volleyball
Yoga

Please note this includes any activities which pupils from this school attended, either in single school or multiple school sessions

Clubs linked during 2014/2015, Term(s) Full Year

Buckie Thistle Football Club
Devornvale Girls Football Club
Elgin City Football Club
Elgin Eagles Basketball Club
Knockando Athletics
Moravian Orienteering Club
Moravian Orienteers
Moray Mountain Bike Club
Moray Rugby Football Club
Speyside Climbing Centre