

Gambling in Moray

Information on the scale of gambling in Moray is limited. Some national data is available from the Scottish Health Survey (SHS), and this has been extrapolated to provide an estimate of the number of at-risk and problem gamblers in Moray.

In the 2016 Scottish Health Survey, 66% of adults had spent money on gambling activity in the 12 months prior to interview. This is a decrease compared to 2015 (68%) and 2012 (70%). In 2016 a higher proportion of men (71 per cent) spent money on gambling compared to women (62 per cent).

If those who had only gambled by playing the national lottery are excluded then the proportion of adults spending money on gambling in 2016 was 49 per cent (the same proportion as reported in 2015).

The 2016 Scottish Health Survey, using a sample size of 3,598 adults (over 16 years old), estimated that 0.95 per cent of the Scottish adult population are problem gamblers. In 2014 4 per cent of all those surveyed were at risk, according to either the PGSI¹ or DSM-IV² (SHS 2014).

In the absence of any local data the national rates have been extrapolated for Moray. The 2017 mid-year population estimates for Moray suggests that the number of 16 year olds and older living in Moray was 79,418. The number of problem gamblers and at-risk gamblers in Moray could potentially be:

- 0.95% = 754 problem gamblers
- 4% = 3,177 at-risk gamblers

National Gambling Helpline - Analysis of Calls from Moray postcodes

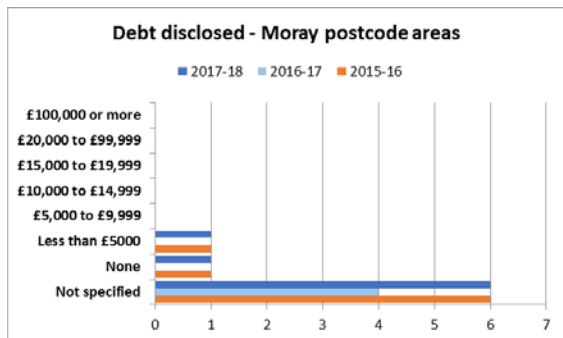
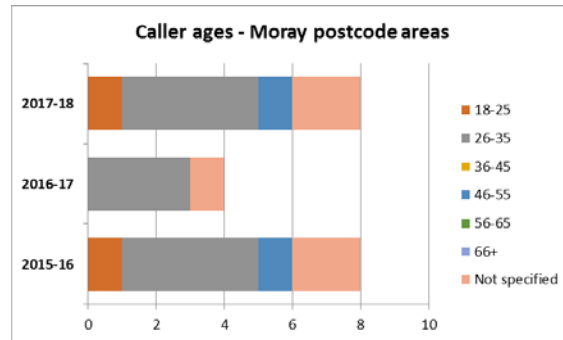
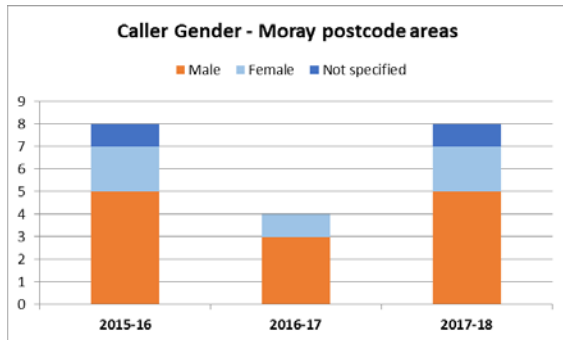
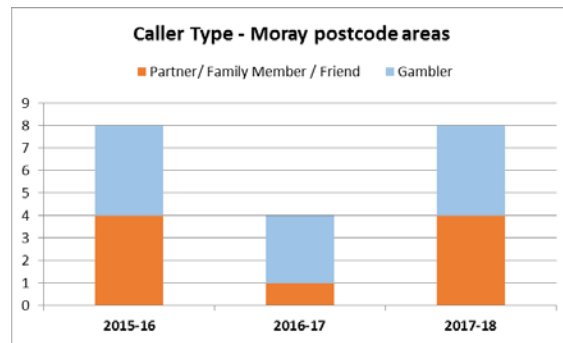
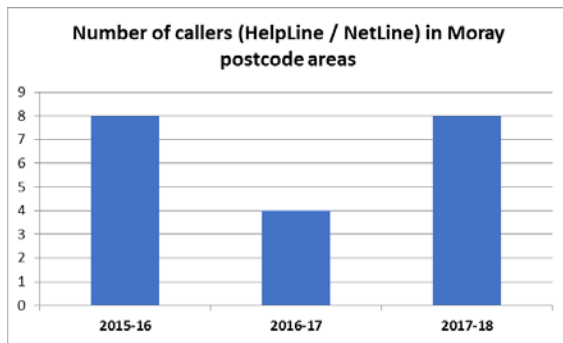
GamCare³, the organisation that runs the national gambling helpline, have provided a breakdown of people in the Moray area who have called the helpline during the last 3 financial years. While the figures do not provide an indication of the overall scale of the gambling problem in Moray they do provide a useful baseline that can be used to assess whether measures to control gambling are having a positive impact.

There have been relatively few callers from Moray, and over the past 4 years almost as many calls have been made by partners/families/friends as have been made by gamblers themselves. There have been 2 and a half times as many male callers as there have been female callers, with the majority being between 26 and 35 years old (55% of all callers). 80% of callers did not specify the level of debt, and of the 20% who did 2 callers reported no debts and 2 reported debts of under £5,000.

¹ Problem Gambling Severity Index

² Diagnostic and Statistical Manual of Mental Disorders, 4th Edition, published by the American Psychiatric Association

³ **GamCare** is the leading provider of information, advice, support and free counselling for the prevention and treatment of problem gambling. They operate the National Gambling Helpline, provide treatment for problem gamblers and their families, create awareness about responsible gambling and treatment, and encourage an effective approach to responsible gambling within the gambling industry.



The location where callers stated that their gambling activity takes place is fairly evenly split between betting shops (32%), online (37%) and shops (26%). Just one caller mentioned fruit/slot machines in pubs (5%).

Gambling Location	Gambling Activity	2015-16	2016-17	2017-18
Betting Shop	Fruit/Slot Machines (stakes up to £5)	1	0	2
Betting Shop	FOBT (stakes up to £100)	1	1	0
Betting Shop	(Not disclosed)	1	0	0
Online - Laptop/PC	Fruit/Slot Machines (stakes up to £5)	1	0	1
Online - Smartphone	Fruit/Slot Machines (stakes up to £5)	0	0	2
Online - Smartphone	Roulette (Casino/Online)	0	0	1
Online - Smartphone	Betting – Events/Sports	0	1	0
Online - Smartphone	Fruit/Slot Machines (stakes up to £5)	1	0	0
Pub	Fruit/Slot Machines (stakes up to £5)	1	0	0
Shop	Scratchcards	1	0	2
Shop	Lottery - National	1	0	1

The callers identified a number of impacts that gambling had on their help and personal circumstances. The three most common issues were financial difficulties (29%), anxiety/stress (25%) and family/relationship difficulties (23%). Mental health and feeling isolated each accounted for 8% of the impacts discussed and problems with general health were identified by 3 callers (6%).

Impacts Discussed (May be more than one per call)	2015-16	2016-17	2017-18
Anxiety/Stress	4	1	7
Family/Relationship Difficulties	3	3	5
Feeling Isolated	2	1	1
Financial Difficulties	4	3	7
General Health	2	0	1
Mental Health	2	1	1

Carl Bennett

Research and Information Officer