











Appendix 1

Proposed Changes to Development Services Indicators

Strategy Building Standards Managed By Sturgeon, Kevan												
---	--	--	--	--	--	--	--	--	--	--	--	--

Code	PI Code	Short Name	Current Target	2015/ 16	2016 /17	2017 /18	Q4 2016/ 17	Q1 2017/ 18	Q2 2017/ 18	Q3 2017/ 18	Q4 2017 /18	Change	Traffic Light Icon
				Value	Value	Value	Value	Value	Value	Value	Value		
Nat(b)	ENVDV251	Average time to issue Building Warrants (Working Days)		87	74	86	80	83	75	100	84	Original PI	
Nat(b)	ENVDV-BS-KPO1(A)	Average time per Building Warrant (Working Days)										Above PI to remain, as this is part of the statutory Key Performance Outcomes - KPO1(A) However a Code change to ENVDV-BS-KPO1(A) and slight change to wording to bring it in line with the National description. There is no national target but can now be benchmarked hence remaining an Information only PI	
Nat(b)	ENVDV212	Percentage of building warrant first reports issued within 20 working days	100%	74%	67%	87%	75%	87%	89%	89%	85%	Original PI	
Nat(b)	ENVDV-BS-KPO1(B)	Percentage of building warrant and amendment first reports (including building warrant or amendment issued without a first report) issued within 20 working days	95%									Above PI to remain, as this is part of the statutory Key Performance Outcomes - KPO1(B). However a Code change to ENVDV-BS-KPO1(B) and slight change to wording to bring it in line with the National description. Target to reflect national target of 95% with 85% - 94.99% appearing as amber and less than 85% appearing as Red.	
Nat(b)	ENVDV-BS-KPO1(C)	BS - Percentage of building warrants and amendments issued within 10 days of receipt of satisfactory information	90%									New - as this is part of the statutory Key Performance Outcomes - KPO1(C). Target to reflect national target of 90% with 80% - 89.99% appearing as amber and less than 80% appearing as Red. Also Code to be ENVDV-BS-KPO1(C)	

Code	PI Code	Short Name	Current Target	2015/16	2016/17	2017/18	Q4 2016/17	Q1 2017/18	Q2 2017/18	Q3 2017/18	Q4 2017/18	Change	Traffic Light Icon
				Value	Value	Value	Value	Value	Value	Value	Value		
MI	ENVDV046a	BS - Number of amended plans responded to		1,596	1,469	1,414	410	393	357	360	304	Original Management PI	
Local	ENVDV046a	BS - Number of amended plans responded to										Promoted from a Management PI to a Local PI to accompany KPO01(C) as a breakdown of that national PI which is not published elsewhere	
MI	ENVDV046b	BS - Average number of days taken to respond to amended plans	15	8	11	7.5	12	8.6	7	8.6	7.6	Original Management PI	
Local	ENVDV046b	BS - Average number of days taken to respond to amended plans	15									Promoted from a Management PI to a Local PI to accompany KPO01(C) as a breakdown of that national PI which is not published elsewhere. No national target but local target set at 15 days 16 & 17 as amber and 18 as red?	
Nat(b)	ENVDV-BS-KPO2	% of CCNPs fully achieved for "accepted" (by relevant person and verifier) completion certificates										New as this is part of the statutory Key Performance Outcomes – KPO2 Code to be ENVDV-BS-KPO2 No national target hence data only	
Local	ENVDV039b	BS - Average number of days taken to respond to Fast Track applications	10	9	12	11	14	15	8	8.5	9	Original Local PI	
MI	ENVDV039b	BS - Average number of days taken to respond to Fast Track applications	10									Proposed that this moves to management information as breakdowns are already published in this respect	
Local	ENVDV041b	BS - Average number of days taken to respond to Mid-Range applications	15	18	19	16	17	17	16	14.6	15	Original Local PI	
MI	ENVDV041b	BS - Average number of days taken to respond to Mid-Range applications	15									Proposed that this moves to management information as breakdowns are already published in this respect	
Local	ENVDV043b	BS - Average number of days taken to respond to Major applications	15	19	20	17	25	18	16	18.9	17	Original Local PI	
MI	ENVDV043b	BS - Average number of days taken to respond to Major applications	15									Proposed that this moves to management information as breakdowns are already published in this respect	

Building Services Performance Pages can be accessed on the following shortcut: http://www.moray.gov.uk/moray_standard/page_79080.html

The national KPO Q4 return can currently be accessed directly through the following shortcut: <http://www.moray.gov.uk/downloads/file119413.pdf>