

2021-22 Quarter to June Children and Families and Criminal Justice Social Work Performance Report – Service Performance Indicators







PI Status		Long Term Trends		Short Term Trends	
	Alert		Improving		Improving
	Warning		No Change		No Change
	OK		Getting Worse		Getting Worse
	Unknown				
	Data Only				





3. Operational Indicators 3.2 Looked After Children

Code	Code	Short Name	Current Target	2019/20	2020/21	2021/22	Q1 2020/21	Q2 2020/21	Q3 2020/21	Q4 2020/21	Q1 2021/22	Latest Note	Short Term Trend Arrow	Status
				Value	Value	Value	Value	Value	Value	Value				
CSCF100	MI	Number of Looked After Children at the end of the reporting quarter		188	177	178	194	182	176	177	178			
LAC007	Local(b)	% of LAC in Foster Care purchased by Moray Council	4%	6.9%	6.2%	6.2%	6.7%	6.6%	6.2%	6.2%	6.2%	11/178		
LAC006	Local	% of Looked After Children in paid placements	65%	79.3%	75.7%	75.3%	77%	74.1%	72%	75.7%	75.3%	134/178		

3. Operational Indicators 3.3 Child Protection

Code	Code	Short Name	Current Target	2019/20	2020/21	2021/22	Q1 2020/21	Q2 2020/21	Q3 2020/21	Q4 2020/21	Q1 2021/22	Latest Note	Short Term Trend Arrow	Status
				Value	Value	Value	Value	Value	Value	Value	Value			
CMS013	MI	Number of children on the Child Protection Register at end date of reporting period		36	26	31	25	26	24	26	31			
CMS017f	Local(b)	% of Children on CPR registered > 12 months	15%	6%	11.5%	19%	20%	19%	12.5%	11.5%	19%	6/31		

3. Operational Indicators 3.4 Community Justice

Code	Code	Short Name	Current Target	2019/20	2020/21	2021/22	Q1 2020/21	Q2 2020/21	Q3 2020/21	Q4 2020/21	Q1 2021/22	Latest Note	Short Term Trend Arrow	Status
				Value	Value	Value	Value	Value	Value	Value	Value			
CJ01b	MI	Number of Criminal Justice Social Work Reports submitted to courts		617	289		14	124	94	57				
CJ01	Local	% of Criminal Justice Social Work Reports submitted to courts by the due date	100%	100%	100%		100%	100%	100%	100%				
CJ05	MI	Number of new community payback orders with an unpaid work requirement made in period (adults)		229	79		3	18	40	18			