







2021-22 Quarter to March Economic Growth & Development Services Performance Report - Service Plan Performance Indicators



PI Status		Long Term Trends		Short Term Trends	
	Alert		Improving		Improving
	Warning		No Change		No Change
	OK		Getting Worse		Getting Worse
	Unknown				
	Data Only				



Section 4 - Strategic Outcome: (CP) Our Future: Drive economic development to create a vibrant economy for the future
 CP Priority: Create a step change in the regional economy to enable inclusive economic growth

Category	PI Code	PI Description	Current Target	2019/20	2020/21	2021/22	Q4 2020/21	Q1 2021/22	Q2 2021/22	Q3 2021/22	Q4 2021/22	Latest Note	Traffic Light Icon
				Value	Value	Value	Value	Value	Value	Value	Value		
Nat(b)	ENVDV501	Proportion of people in Moray earning less than the living wage	Data only	24%	21.5%	N/A	Not measured for Quarters					Moray above national average (16.9% in 2019 down to 15.1% in 2020). The next release of the annual survey of hours and earnings is November 2022	
Nat(b)	ENVDV502	Moray median gross weekly earnings	Data only	£561.60	£565.80	N/A	Not measured for Quarters					The gap with Scottish pay levels has grown, with Moray earnings stagnating	



												during the pandemic, while the Scottish average has increased to £622 in 2021.	
Nat(b)	ENVDV503	Median gross weekly earnings - Pay Gap	Data only	£179.80	£84.50	£176.10	Not measured for Quarters					Furlough has significantly influenced the accuracy of this data. Moray remains above the national average, which for 2021 was £73.10 (Based on FT data)	
Nat(b)	ENVDV505	Modern Apprenticeship – Moray achievement rate	Data only	76%	78%	N/A	78%	72%	68%	71%	N/A	As at September 2020 Modern Apprenticeship Achievement Rate in Moray is 73%	
Local	ENVDV510	Moray Growth Deal delivery timescales on target	Data only	N/A	N/A	N/A	Not measured for Quarters					Programme delivery varies across projects	
Local	ENVDV511	Cultural Quarter project delivery timescales on target	Data only	N/A	N/A	N/A	Not measured for Quarters					Programme still achievable	
Local	ENVDV512	Moray skills investment plan delivery timescales on target	Data only	N/A	N/A	N/A	Not measured for Quarters					(This PI is replaced by actions under new MES) The skills investment plan was put on hold due to the pandemic and economic priorities, the plan has been overtaken by the new Moray Economic Strategy and the actions that will be developed from it	
Local	ENVDV513	Employability Change Management Plan delivery timescales on target	Data only	N/A	N/A	90%	Not measured for Quarters					Scheduled for Committee June 2022	

Section 5 - Service Level Outcome: A planning service engaged with the community and providing leadership for development, environment and public health
 Service Level Priority: Implement the secondary legislation and guidance issued by Scottish Government in relation to the Planning Scotland Act 2019

Category	PI Code	PI Description	Current Target	2019/20	2020/21	2021/22	Q4 2020/21	Q1 2021/22	Q2 2021/22	Q3 2021/22	Q4 2021/22	Latest Note	Traffic Light Icon
				Value	Value	Value	Value	Value	Value	Value	Value		

Local	ENVDV508	Planning Scotland Act 2019 - Percentage of new requirements implemented within the quarter	Data only	N/A	N/A	100%	Not measured for Quarters					Legislation has been implemented as and when it comes into force.	
Local	ENVDV509	Resourcing for Planning Scotland Act 2019 implementation project	Data only	N/A	N/A	100%	Not measured for Quarters					Resource requirements required for changes to date have been met.	

Section 6 - Recovery & Renewal Outcomes: Economic Recovery
CPP Planned Outcome: Economic growth; encouraging sustainable town centre living (energy, transportation and green infrastructure); Increase in Training; Support to Business; Improved Business Environment

Category	PI Code	PI Description	Current Target	2019/20	2020/21	2021/22	Q4 2020/21	Q1 2021/22	Q2 2021/22	Q3 2021/22	Q4 2021/22	Latest Note	Traffic Light Icon
				Value	Value	Value	Value	Value	Value	Value	Value		
Local	ENVDV506	Reduce the Area of vacant/ derelict land in Elgin Town Centre	Data only	N/A	N/A	N/A	Not measured for Quarters					Part of the Elgin Masterplan and projects to deliver subject to external funding	
Local	ENVDV507	Increase pedestrian footfall in the town centre over a 5-year delivery period	Data only	N/A	N/A	N/A	Not measured for Quarters					Footfall counters are in place, there is no substantive baseline due to the pandemic. Footfall will continue to be monitored	
Local	ENVDV514	All businesses have been supported through the range of COVID 19 funds	Data only	N/A	N/A	N/A	Not measured for Quarters					Since the start of the pandemic the Economic Growth & Regeneration team has been supporting businesses with a wide range of COVID Hardship funds & SFBF at total of £24,915,618.01	