




















Local Outcome Improvement Plan Actions - Growing a diverse and sustainable economy




PI Status		Short Term Trends		Actions	
	Alert		Improving		Due Date met
	Warning		No Change		In Progress
	OK		Getting Worse		Due Date not met
	Unknown				
	Data Only				





Status Icon	Action Code & Title	Progress Bar	Start Date	Due Date	Latest Note
	LOIP04 - ECONOMY Developing a diverse, inclusive and sustainable economy: By the year 2030 Moray will have a sustainable and inclusive economy which generates improved opportunities for everyone, including more skilled and higher paid jobs	85%	13-Aug-2021	31-Mar-2030	




Status Icon	Action Code & Title	Progress Bar	Start Date	Due Date	Latest Note
	Increased participation, skill and pay levels with reduced gender inequality through pathways to employment and higher skilled employment	100%			
	LOIP - ECON1 Early Years Childcare Programme - To increase the current early learning and childcare provision	100%	13-Aug-2021	31-Aug-2021	
	LOIP - ECON1.1 All Associated School Groups to be able to deliver 1140 hours	100%	13-Aug-2021	31-Aug-2021	In line with the Council's ELC Delivery Expansion Plan, the increased offer of 1140 hours of early learning and childcare was offered to all parents within each Associated School Group (ASG) area by council, private and third sector providers.
	LOIP - ECON2 Early Years Childcare Programme - Expand Early Years Childcare Programme services to meet demand	100%	13-Aug-2021	01-Apr-2022	Although the Education Communities and Organisational Development Committee have been made aware of pressure for






Status Icon	Action Code & Title	Progress Bar	Start Date	Due Date	Latest Note
					ELC places in the Buckie, Elgin and Speyside ASG areas, demand for places in these areas is currently being met. Plans are being developed to meet future projected demand
	LOIP - ECON2.1 Capacity is available to meet demand for 2060 eligible young people to receive 1140 hours of childcare	100%	13-Aug-2021	01-Apr-2022	<p>The ELC Expansion Delivery Plan, includes the development of new nursery settings at Pilmuir (Forres), Cullen, Linkwood (Elgin) and Strathisla (Keith). All of these new builds were completed by August and are operational.</p> <p>The Delivery Plan also outlined a significant refurbishment programme. In the last 12 months, Mortlach (Dufftown) Kinloss and Mosstodloch nursery settings have received a substantial refurbishments. The only outstanding refurbishment is Aberlour Nursery. Parents have been informed that in light of the current volatility in the construction industry, this development is presently on hold until an accurate cost estimate can be secured.</p> <p>However, while the refurbishment will offer an enhanced level of quality of provision, both the council and private provider operating from Aberlour Primary School are able to offer 1140 hours of early learning and childcare.</p>
	LOIP - ECON3 Early Years Childcare Programme - To provide a flexible service for parents and carers	100%		31-Mar-2024	<p>The Early Years team at Moray Council have been successfully meeting the statutory legislative requirement to offer 1140 hours of flexible, funded early learning and childcare to families throughout Moray. The approach to flexible early learning and childcare has been based on the SG guidance: Funding Follows the Child and the National Standard for Early Learning and Childcare Providers.</p> <p>Parents are offered the flexibility to choose their childcare provider and determine how many hours of their funded entitlement they would like their child to receive. The parent satisfaction survey reported to Committee this time last year, highlighted a significant increase in the uptake of the full 1140 hours and indicated growing levels of parent satisfaction.</p>

Status Icon	Action Code & Title	Progress Bar	Start Date	Due Date	Latest Note
	Increased participation, skill and pay levels with reduced gender inequality through targeted approaches for those furthest from the job market	100%			

Status Icon	Action Code & Title	Progress Bar	Start Date	Due Date	Latest Note
	LOIP - ECON4 Moray Employer Recruitment Incentive	100%		31-Mar-2022	A further 33 people have started placements in Q4.
	LOIP - ECON5 Enhanced Key Worker Support across LEP partners.	100%		31-Mar-2022	Key workers are all now in post which has doubled the number of key workers employed.
	LOIP - ECON6 Moray Pathways at the Inkwell employability and training hub	100%		31-Mar-2024	The service has launched.

Status Icon	Action Code & Title	Progress Bar	Start Date	Due Date	Latest Note
	Increased participation, skill and pay levels with reduced gender inequality through choices for the young workforce	100%			
	LOIP - ECON7 Local Employability Partnership: Enhanced Employability Framework for Young People - Kickstart Scheme (universal)	100%		31-Mar-2030	There were 161 Kickstart placements filled through Moray Chamber of Commerce members in total. Of these: 44 placements are still live 18 completed less than 1 month before departing 35 completed 2-5 months before departing 61 completed the full 6 months
	LOIP - ECON7.1 Utilisation of available funding	N/A		31-Mar-2024	Kickstart was a one year programme which completed at the end of 2021/22. There was a £2 billion allocation for the programme across the UK, with no set amount allocated for Moray. Without the full Kickstart data it is not possible to accurately record the % of funding which was utilised locally.
	LOIP - ECON7.2 Increase on 21/22 baseline of unique employers taking on kick-start placements.	N/A		31-Mar-2024	The Kickstart programme completed at the end of 2021/22.

Status Icon	Action Code & Title	Progress Bar	Start Date	Due Date	Latest Note
	Increased participation, skill and pay levels with reduced gender inequality through apprenticeships at all levels	64%			
	LOIP - ECON8 Partnership Apprenticeship Strategy and action plan developed for public and private sector partners	100%		30-Apr-2022	Final strategy to be presented to CPPB at its meeting on 21 st September 2022
	LOIP - ECON8.1 Collation of apprenticeships available across CPP partners	100%		31-Dec-2021	Apprenticeship data was provided by all partners other than HITRANS. This was invaluable for informing the direction of the apprenticeship strategy.

Status Icon	Action Code & Title	Progress Bar	Start Date	Due Date	Latest Note
	LOIP - ECON8.2 Apprenticeship data provided by all CPP members	100%		30-Sep-2021	Apprenticeship data was provided by all partners other than HITRANS. This was invaluable for informing the direction of the apprenticeship strategy.
	LOIP - ECON8.3 Apprenticeship strategy and action plan	100%		31-Mar-2022	The Apprenticeship Strategy was approved by the Community Planning Board at its meeting on 21 September 2022. Each of the partners has now to develop an individual action plan to support either a direct or indirect increase in apprenticeships. Support will also be sought to coordinate delivery of the strategy at a regional level to drive an increase in apprenticeship numbers within the private sector.
	LOIP - ECON9 New Apprenticeships in the public and Private Sector	10%		30-Apr-2022	
	LOIP - ECON9.1 Implement strategy and target sectors for improvement.	10%		30-Apr-2022	Implementation of the strategy is now underway following approval.
	LOIP - ECON9.2 Increase in all levels of apprentices on pre-COVID baseline.	10%		30-Apr-2022	Modern Apprenticeship and Graduate Apprenticeship numbers remain down on the pre-COVID baseline, though there has been growth in the availability of Foundation Apprenticeships starts. The apprenticeship strategy includes target increases in all levels of apprenticeship over a period of 5 years. These targets and the associated timescales will need to be reflected in the refreshed delivery plan.

Risks and Issues

Risks and Issues	Mitigating Action
Kickstart data from DWP is still not in the public domain, and is unlikely to be so as it has not been released to date. Therefore, the only mechanism available for recording Kickstart data is through the Chamber of Commerce and the community planning partners. Development of the apprenticeship strategy was delayed, but has now been approved by the Community Planning Board, at its meeting on 21 September.	Kickstart progress is based on available data. Apprenticeship strategy now complete.
General Progress Commentary	Covid-19 Recovery impact on delivery
Progress against almost all of the actions and priorities is now complete. Action to deliver on the apprenticeship strategy is now underway following its approval.	The long term effects of the pandemic are still being felt across the economy, and now being compounded by the energy crisis and rising inflation. This is having an impact upon service delivery through challenges with recruitment and inflated delivery costs.

(LOIP Priority): Developing a diverse, inclusive and sustainable economy

(LOIP Outcome) Increased participation, skill and pay levels with reduced gender inequality through targeted approaches for those furthest from the job market

Code	Cat	Short Name	Current Target	2020/21	2021/22	2022/23	Q1 2021/22	Q2 2021/22	Q3 2021/22	Q4 2021/22	Q1 2022/23	Q2 2022/23	Latest Note	Short Term Trend Arrow	Status
				Value	Value	Value	Value	Value	Value	Value	Value				
LOIP - ECON4.1	Local	% of those employed that remain in employment for the duration of their contract	70%	N/A	82%		N/A	84%	73%	82%	100%	100%	All quarter 1 and 2 MERI starts have remained in employment		
LOIP - ECON4.2	Local	Number of people employed through MERI Scheme	20	73	106		N/A	59	14	33	26	20	Young people employed on 12 month MERI placements with a mixture of private, public and third sector employers		
LOIP - ECON4.3	Local	% of budget spent by end of the financial year 21/22 on and programme closed for review	100%	N/A	100%		Not measured for quarters					100% committed the budget allocated with the 57 employers who have been approved MERI funding. Some placements are still to complete, so not all funding has been spent. The local employability partnership are looking to commit additional budgets to provide a further 68 placements.			
LOIP - ECON4.4	Local	50/50 gender balance in the MERI scheme – minimum of 50% of starts are female	50%	N/A	32%		N/A	29%	43%	30%	35%	50%	Q1 – there were 26 new starts 17 (65%) were males and 9 females (35%) Q2 – there were 20 new starts 10 (50%) were males and 10 females (50%) Cumulative – 46 new starts, 27 (59%) male and 19 (61%) female The Local Employability Partnership will explore options to increase the percentage of females who access MERI placements in 2022/23.		
LOIP - ECON4.5	Local	% of those completing contract that go on to find employment within 3 months	75%	N/A	N/A		N/A	N/A	N/A	N/A	100%	88%	Q1 – 7 completed and all remain in employment Q2 – 18 completed and 16 remain in employment, 1 has progressed to University and 1 is unemployed and receiving support form a keyworker		
LOIP - ECON5.1a	Local	Number of people supported through the Council's Employability Service	139	93	361		N/A	250	39	72	65	50	Q1 – 11 Parents 8 Over 25s 20 Young People 26 MERI Q2 - 8 Parents 6 Over 25s 16 Young People 20 MERI		

Code	Cat	Short Name	Current Target	2020/21	2021/22	2022/23	Q1 2021/22	Q2 2021/22	Q3 2021/22	Q4 2021/22	Q1 2022/23	Q2 2022/23	Latest Note	Short Term Trend Arrow	Status
				Value	Value	Value	Value	Value	Value	Value	Value				
LOIP - ECON5.1	Local	% increase in the number of people supported through the Council's Employability Service	50%	N/A	288%		Not measured for Quarters						361 people have been supported to date in 2021/22, which is a 288% increase on the 93 supported in 2020/21	↑	✓
LOIP - ECON5.2	Local	Number of people supported into learning, training or work by employability services	30	N/A	103		N/A	N/A	29	74	39	45	Q1 - 21 people progressed into training 28 people progressing into employment Q2 - 20 people progressed into training 25 people progressing into employment	↑	✓
LOIP - ECON6.1	Local	Number of attendees at Moray Pathways at the Inkwell employability and training hub (subject to funding) (440 in 22/23, 480 in 23/24)	400	N/A	304		N/A	103	123	78	85	92	Q1 - 85 people attended provision at the hub Q2 - 92 people attended provision at the hub	↑	⚠

(LOIP Priority): Developing a diverse, inclusive and sustainable economy
(LOIP Outcome) Increased participation, skill and pay levels with reduced gender inequality through choices for the young workforce

Code	Cat	Short Name	Current Target	2020/21	2021/22	2022/23	Q1 2021/22	Q2 2021/22	Q3 2021/22	Q4 2021/22	Q1 2022/23	Q2 2022/23	Latest Note	Short Term Trend Arrow	Status
				Value	Value	Value	Value	Value	Value	Value	Value				
	Local	% utilisation of available Kick-start funding	70%	N/A	N/A		Not measured for quarters						Kickstart was a one year programme which completed at the end of 2021/22. There was a £2 billion allocation for the programme across the UK, with no set amount allocated for Moray. Without the full Kickstart data it is not possible to accurately record the % of funding which was utilised locally.	▬	?
	Local	% increase on 21/22 baseline of unique employers taking on Kick-start placements.	20%	N/A	N/A		Not measured for quarters						The Kickstart programme completed at the end of 2021/22.	▬	?
LOIP - ECON7.3	Local	% of those completing their 6	80%	N/A	38%*		Not measured for quarters						Data not available for quarters. To date, 38% of all placements administered through the Chamber of	▬	?

Code	Cat	Short Name	Current Target	2020/21	2021/22	2022/23	Q1 2021/22	Q2 2021/22	Q3 2021/22	Q4 2021/22	Q1 2022/23	Q2 2022/23	Latest Note	Short Term Trend Arrow	Status
				Value	Value	Value	Value	Value	Value	Value	Value				
		month Kick-start contract											Commerce have completed the full 6 months (61 of 161 placements filled).		
LOIP - ECON7.4	Local	% of those who complete the contract that go on to find employment within 3 months	50%	N/A	N/A		Not measured for quarters						It was not possible for the Chamber of Commerce to record this data.	▬	