





2022-23 Quarter to December Children and Families and Criminal Justice Social Work Performance Report – Service Performance Indicators



PI Status		Long Term Trends		Short Term Trends	
	Alert		Improving		Improving
	Warning		No Change		No Change
	OK		Getting Worse		Getting Worse
	Unknown				
	Data Only				













3. Operational Indicators 3.2 Looked After Children





Code	Code	Short Name	Current Target	2020/21	2021/22	2022/23	Q3 2021/22	Q4 2021/22	Q1 2022/23	Q2 2022/23	Q3 2022/23	Latest Note	Short Term Trend Arrow	Status
				Value	Value	Value	Value	Value	Value	Value	Value			
CSCF100	MI	Number of Looked After Children at the end of the reporting quarter	Data Only	177	178	184	165	178	167	169	184			
LAC007	Local(b)	% of LAC in Foster Care purchased by Moray Council	4%	6.2%	6%	4.9%	6%	6%	5.4%	4%	4.9%	9/184		
LAC006	Local	% of Looked After Children in paid placements	65%	75.7%	74.7%	67.9%	80%	74.7%	75.4%	72.8%	67.9%	125/184		

Code	Code	Short Name	Current Target	2020/21	2021/22	2022/23	Q3 2021/22	Q4 2021/22	Q1 2022/23	Q2 2022/23	Q3 2022/23	Latest Note	Short Term Trend Arrow	Status
				Value	Value	Value	Value	Value	Value	Value	Value			
EdS606.08	Local(b)	% of LAC in Secure Placement	1%	0.13%	0.17%	0.2%	0%	0.7%	0.6%	0%	0%			
CSCF013	Local	The number, per thousand of the child population in Moray, subject to compulsory measures of supervision or care	10	7.7	7.08	6.8	6.6	7	6.7	6.6	7.1			

3. Operational Indicators





3.3 Child Protection

Code	Code	Short Name	Current Target	2020/21	2021/22	2022/23	Q3 2021/22	Q4 2021/22	Q1 2022/23	Q2 2022/23	Q3 2022/23	Latest Note	Short Term Trend Arrow	Status
				Value	Value	Value	Value	Value	Value	Value	Value			
CMS013	MI	Number of children on the Child Protection Register at end date of reporting period	Data Only	26	37	40	29	37	44	43	40			
CMS001a	Local	% of initial case conferences held within planned timescales	100%	88.75%	100%	93.33%	100%	100%	93%	100%	87%	7/8 – One was 2 days later due to an Essential Party not being able to attend.		
CMS002b	Local	% of review case conferences held within planned timescales	100%	84.75%	74.5%	70%	70%	67%	65%	75%	70%			
CMS002d	Local	% of Child Protection review case conferences not held within agreed timescales	15%	14.6%	24.1%	30.4%	29.4%	33.3%	35%	25%	30%			
CMS002e	Local	Late review case conferences - Average number of days late	28 days	14 days	20 days	29 days	16 days	28 days	30 days	20 days	36 days			
CMS004	Local	% of agencies attending case conferences in the reporting period	100%	88.25%	92.5%	83.33%	86%	96%	86%	90%	74%	Police – 27 Invites; 27 attended (100%) Health – 27 invites; 15 attended (56%) Social Work - 27 invites; 27 attended (100%) Education – 18 invites; 14 attended (78%) Support Workers – 19 invites; 9 attended (47%) Housing – 14 invites; 6 attended (43%) 103/140 = 74% Foster Carers – 2 invites; 2 attended (100%) Relatives – 6 invites; 3 attended (50%)		

Code	Code	Short Name	Current Target	2020/21	2021/22	2022/23	Q3 2021/22	Q4 2021/22	Q1 2022/23	Q2 2022/23	Q3 2022/23	Latest Note	Short Term Trend Arrow	Status
				Value	Value	Value	Value	Value	Value	Value	Value			
CMS017f	Local(b)	% of Children on CPR registered > 12 months	15%	11.5%	24.3%	25%	20.6%	24.3%	15.9%	14%	25%			
CMS016a	MI	Average length of registration at time of removal from CPR	Data Only	274 days	211 days	229 days	201 days	265 days	343 days	171 days	173 days			

3. Operational Indicators

3.4 Community Justice

Code	Code	Short Name	Current Target	2020/21	2021/22	2022/23	Q3 2021/22	Q4 2021/22	Q1 2022/23	Q2 2022/23	Q3 2022/23	Latest Note	Short Term Trend Arrow	Status
				Value	Value	Value	Value	Value	Value	Value	Value			
CJ01b	MI	Number of Criminal Justice Social Work Reports submitted to courts	Data Only	289	391	321	91	104	103	117	101			
CJ01	Local	% of Criminal Justice Social Work Reports submitted to courts by the due date	100%	100%	100%	100%	100%	100%	100%	100%	100%			
CJ02	Local	% of new Community Payback Orders with a supervision requirement seen by a supervising officer within one week (adults)	100%	47.67%	69.01%	92.06%	58.06%	70.37%	96.97%	93.48%	87.23%		