






## 2022-23 Quarter to December Education


### Performance Report – Service Plan Performance Indicators



Strategic Level Priorities Improved attainment at both the Broad General and Senior Phase									
Code	Code	Short Name	Current Target	2020/21 Value	2021/22 Value	2022/23 Value	Latest Note	Short Term Trend Arrow	Status
CHN13a	Nat(b)	Curriculum for Excellence - % of pupils achieving expected level in Literacy, (P1, P4 and P7 combined)	67%	63.9%	<b>65.1%</b>	December 2023	% of P1, P4 and P7 pupils combined achieving expected CFE Level in Literacy <b>Moray - 65.1%</b> (Rank 27th) <b>Scotland - 70.5%</b>  Comparator Benchmarking Authorities: Angus - 75.2% Argyll & Bute - 62.4% East Lothian - 62.8% Highland - 59.3% Midlothian - 68.2% Scottish Borders - 68.9% Stirling - 76.6%  Core Stretch Aim indicator (2022-23 Target – 67%)	↑	
CHN13b	Nat(b)	Curriculum for Excellence - % of pupils achieving expected level in Numeracy (P1, P4 and P7 pupils combined)	73%	67.8%	<b>71.8%</b>	December 2023	% of P1, P4 and P7 pupils combined achieving expected CFE Level in Numeracy <b>Moray - 71.8%</b> (Rank 30th) <b>Scotland - 78%</b>  Comparator Benchmarking Authorities: Angus - 81.8% Argyll & Bute - 72.7% East Lothian - 72.4% Highland - 68.8% Midlothian - 76.1% Scottish Borders - 76.6% Stirling - 82.1%  Core Stretch Aim indicator (2022-23 Target – 73%)	↑	





Code	Code	Short Name	Current Target	2020/21	2021/22	2022/23	Latest Note	Short Term Trend Arrow	Status
				Value	Value	Value			
SSE003	Nat(b)	Curriculum for Excellence - % of pupils achieving level 3 in Literacy (S3)	75%	N/A	<b>72%</b>	December 2023	% achieving expected CfE level in Literacy (Level 3 or better): <b>Moray - 72%</b> <b>Scotland - 86%</b>  Comparator Benchmarking Authorities: Angus - 94% Argyll & Bute - 84% East Lothian - 87% Highland - 83% Midlothian - 81% Scottish Borders - 86% Stirling - 92%  Core Stretch Aim indicator (2022-23 Target – 75%)	↓	
SSE004	Nat(b)	Curriculum for Excellence - % of pupils achieving level 3 in Numeracy (S3)	89%	N/A	<b>86%</b>	December 2023	% achieving expected CfE level in Literacy (Level 3 or better): <b>Moray - 86%</b> <b>Scotland - 89%</b>  Comparator Benchmarking Authorities: Angus - 93% Argyll & Bute - 88% East Lothian - 88% Highland - 88% Midlothian - 89% Scottish Borders - 85% Stirling - 89%  Core Stretch Aim indicator (2022-23 Target – 89%)	↓	
EdS099a	Local(b)	% of leavers achieving 1+ qualification at SCQF Level 4 or better	97%	<b>96.8%</b>	March 2023		Moray – 96.8% (851 of the 879 leavers achieved 1 or more SCQF awards @ Level 4) Virtual comparator - 96.4% Scotland - 96.5%  Core Stretch Aim indicator (2022 Target – 97%)	↑	
EdS413.11	Local(b)	% of leavers achieving 1+ qualification at SCQF Level 5 or better	90%	<b>88.7%</b>	March 2023		Moray – 88.7% Virtual comparator – 89.0% National result – 89.5%  Core Stretch Aim indicator (2022 Target – 90%)	↑	
EdS413.12	Local(b)	% of leavers achieving 1+ qualification at SCQF Level 6 or better	66%	<b>63.9%</b>	March 2023		Moray – 63.9% Virtual comparator – 65.5% National result – 70.2%  Core Stretch Aim indicator (2022 Target – 66%)	↑	

Code	Code	Short Name	Current Target	2020/21	2021/22	2022/23	Latest Note	Short Term Trend Arrow	Status
				Value	Value	Value			
CHN21	Nat(b)	% Participation for 16-19 year olds (LGBF Indicator)	93%	91.8%	<b>91.6%</b>	August 2023	% participation for 16-19 year olds <b>Moray - 91.6%</b> (Ranked 20th) <b>Scotland - 92.2%</b>  Comparator Benchmarking Authorities: Angus – 93.3% Argyll & Bute – 93.9% East Lothian – 93.3% Highland – 92.7% Midlothian – 93.4% Scottish Borders – 93.4% Stirling – 93.9%  Core Stretch Aim indicator	↓	⚠
CHN4	Nat(b)	% of Pupils gaining 5+ awards at level 5 (LGBF Indicator)	Data Only	63%	<b>65%</b>	December 2023	% of Pupils Gaining 5+ Awards at Level 5: <b>MORAY - 65%</b> (Ranked 25th) <b>Scotland - 69%</b>  Comparator Local Authorities - Angus - 67%    Argyll & Bute - 69% East Lothian - 66%    Highland - 67% Midlothian - 65% Scottish Borders - 68% Stirling - 77%	↑	📈
CHN5	Nat(b)	% of Pupils Gaining 5+ awards at level 6 (LGBF Indicator)	Data Only	33%	<b>32%</b>	December 2023	% of Pupils Gaining 5+ Awards at Level 6: <b>MORAY - 32%</b> (Ranked 29th) <b>Scotland - 40%</b>  Comparator Local Authorities - Angus - 33%    Argyll & Bute - 35% East Lothian - 37%    Highland - 33% Midlothian - 38% Scottish Borders - 42% Stirling - 52%	↓	📈
CHN12a	Nat(b)	Overall Average Total Tariff (LGBF Indicator)	Data Only	885	<b>895</b>	December 2023	Overall Average Tariff: <b>Moray - 895</b> (Rank 27th) <b>Scotland - 981</b>  Comparator Benchmarking Authorities: Angus - 846    Argyll & Bute - 964 East Lothian - 937    Highland - 896 Midlothian - 947 Scottish Borders - 982 Stirling - 1,117	↑	📈

Code	Code	Short Name	Current Target	2020/21	2021/22	2022/23	Latest Note	Short Term Trend Arrow	Status
				Value	Value	Value			
CHN11	Nat(b)	Proportion of pupils entering Positive Destinations	Data Only	<b>94.1%</b>	March 2023		Proportion of Pupils Entering Positive Destinations <b>Moray - 94.1%</b> <b>Scotland - 95.5%</b> Comparator Benchmarking Authorities: Angus - 95.7% Argyll & Bute - 95.0% East Lothian - 96.1% Highland - 94.3% Midlothian - 95.4% Scottish Borders - 95.5% Stirling - 95.8%	↑	

## 1. Strategic Level Priorities

### 1.2 Health and Wellbeing

Code	Code	Short Name	Current Target	2020/21	2021/22	2022/23	Latest Note	Short Term Trend Arrow	Status
				Value	Value	Value			
EDU-HWB01	Local(b)	Primary: Improving Attendance Rate	95.6%	96.0%	<b>92.3%</b>	July 2023	Core Stretch Aim indicator (2022-23 Target - 95.6%)	↓	
EDU-HWB02	Local(b)	Primary: Reducing Exclusions (per 1,000 pupils)	1	3.2	<b>1</b>	July 2023	New Core Stretch Aim indicator (2022-23 Target - 1 per 1,000 pupils)	↓	
EDU-HWB03	Local(b)	Secondary: Improving Attendance Rate	92%	92.6%	<b>89.2%</b>	July 2023	New Core Stretch Aim indicator (2022-23 Target - 92%)	↓	
EDU-HWB04	Local(b)	Secondary: Reducing Exclusions (per 1,000 pupils)	27	29.2	<b>30.8</b>	July 2023	New Core Stretch Aim indicator (2022-23 Target - 27 per 1,000 pupils)	↑	
EDU-HWB05	Local(b)	Secondary: Improving Attendance Rate (Free School Meal pupils)	85%	86.9%	<b>81%</b>	July 2023	New Core Stretch Aim indicator (2022-23 Target - 85%)	↓	