











## 2022-23 Quarter to March Education



### Performance Report – Service Performance Indicators













Learning Teaching and Assessment									
Code	Code	Short Name	Current Target	2020/21	2021/22	2022/23	Latest Note	Short Term Trend Arrow	Status
				Value	Value	Value			
CHN18	Nat(b)	% of funded early years provision which is graded good/better (LGBF Indicator)	89%	85.2%	<b>86.9%</b>	December 2023	% of funded early years provision which is graded good/better <b>Moray- 86.9% (Ranked 23<sup>rd</sup>)</b> <b>Scotland - 89.4%</b>  Comparator Benchmarking Authorities: Angus – 96.0% Argyll & Bute – 92.9% East Lothian – 85.4% Highland – 90.0% Midlothian – 87.1% Scottish Borders – 92.5% Stirling – 93.2%		

Supporting all Learners									
Code	Code	Short Name	Current Target	2020/21	2021/22	2022/23	Latest Note	Short Term Trend Arrow	Status
				Value	Value	Value			
CHN19a	Nat(b)	School attendance (%) (LGBF Indicator)	94%	<b>93.8%</b>	Biennial Indicator		School attendance (%) <b>Moray- 93.9%</b> (Rank 6th) <b>Scotland - 92%</b>  Comparator Benchmarking Authorities: Angus – 92.8% Argyll & Bute – 93.3% East Lothian – 91.8% Highland – 91.5% Midlothian – 92.3% Scottish Borders – 93.3% Stirling – 93.4%		
CHN19b	Nat(b)	School attendance rate (LAC, %) (LGBF Indicator)	87%	<b>89.4%</b>	Biennial Indicator		School attendance rate (LAC, %) <b>Moray- 89.4%</b> (Rank 11th) <b>Scotland - 87.9%</b>  Comparator Benchmarking Authorities: Angus – 86.2% Argyll & Bute – 91.1% East Lothian – 87.4% Highland – 86.9% Midlothian – 89.9% Scottish Borders – 85.1% Stirling – 86.5%		
CHN20a	Nat(b)	School exclusion rates per 1,000 pupils (LGBF Indicator)	21.7	<b>14.2</b>	Biennial Indicator		School exclusion rates per 1,000 pupils <b>Moray- 14.2</b> (Ranked 20 <sup>th</sup> ) <b>Scotland - 11.9</b>  Comparator Benchmarking Authorities: Angus – 11.6 Argyll & Bute – 14.3 East Lothian – 9.7 Highland – 12.8 Midlothian – 9.5 Scottish Borders – 4.5 Stirling – 7.0		
CHN20b	Nat(b)	School exclusion rates per 1,000 looked after children (LGBF Indicator)	152.2	<b>125</b>	Biennial Indicator		School exclusion rates (per 1,000 looked after children) <b>Moray- 125.0</b> (Ranked 23rd) <b>Scotland - 77.8</b>  Comparator Benchmarking Authorities: Angus – 102.9 Argyll & Bute – 91.7 East Lothian – 40.0 Highland – 102.0 Midlothian – N/A Scottish Borders – N/A Stirling – 46.4		

Early Learning and Childcare Education									
Code	Code	Short Name	Current Target	2020/21	2021/22	2022/23	Latest Note	Short Term Trend Arrow	Status
				Value	Value	Value			
CHN17	Nat(b)	% of children meeting developmental milestones (LGBF Indicator)	85.1%	<b>96%</b>	June 2023		% of children meeting developmental milestones <b>Moray- 96.0%</b> <b>Scotland - 85.1%</b>  Comparator Authorities: Angus - 84.9% Argyll and Bute -85.5% East Lothian - 86.3% Highland - 86.3% Midlothian - 91.0% Scottish Borders - 89.4% Stirling - 86.2%	↑	✓
CHN3	Nat(b)	Cost per Pre-School Education Registration (LGBF Indicator)	Data Only	£7,615.00	<b>£9,840.00</b>	December 2023	<b>Moray</b> - Pre-Primary Education - cost per pre-primary school place (2020/21) - <b>£9,840</b> (Rank 10th) (Gross expenditure £14,878,000 / 1,512 children = £9,840 per place) <b>Scotland - £10,283</b>  Comparator Benchmarking Authorities: Angus - £10,322 Argyll & Bute - £12,373 East Lothian - £7,916 Highland - £8,740 Midlothian - £9,891 Scottish Borders - £10,141 Stirling - £14,220  <i>(Previous years REAL cost updated based on 2021-22)</i>	↑	📈

Primary School Education									
Code	Code	Short Name	Current Target	2020/21	2021/22	2022/23	Latest Note	Short Term Trend Arrow	Status
				Value	Value	Value			
CHN1	Nat(b)	Cost per Primary School Pupil (LGBF Indicator)	Data Only	£5,436	<b>£5,832</b>	December 2023	<b>Moray</b> - Primary Education - cost per primary school pupil (2021/22) - <b>£5,832</b> (Rank 2nd) (Gross expenditure £40,177,000 / 6,889 primary pupils = £5,832 per pupil) <b>Scotland - £6,325</b>  Comparator Benchmarking Authorities: Angus - £6,288 Argyll & Bute - £7,633 East Lothian - £5,743 Highland - £6,418 Midlothian - £6,300 Scottish Borders - £5,999 Stirling - £6,539  <i>(Previous years REAL cost updated based on 2021-22)</i>	↑	
CHN10	Nat(b)	% of Adults Satisfied with local schools (LGBF Indicator)	77%	77%	<b>79.3%</b>	December 2023	<b>Moray – 79.3%</b> adults satisfied with local schools (2018-21) (Rank 8th) <b>Scotland – 74.5%</b>  Benchmarking Comparators: Angus – 80.5% Argyll & Bute – 79.8% East Lothian – 76.2% Highland – 78.0% Midlothian – 64.6% Scottish Borders - 70.5% Stirling – 77.4%	↑	

Secondary School Education									
Code	Code	Short Name	Current Target	2020/21	2021/22	2022/23	Latest Note	Short Term Trend Arrow	Status
				Value	Value	Value			
CHN2	Nat(b)	Cost per Secondary School Pupil (LGBF Indicator)	Data Only	£7,401	<b>£7,591</b>	December 2023	<b>Moray</b> - Secondary Education - cost per secondary school pupil (2020/21) - <b>£7,591</b> (Rank 9th) (Gross expenditure £ 40,447,000/ 5,328 primary pupils = £7,591 per pupil) <b>Scotland - £7,898</b>  Comparator Benchmarking Authorities: Angus - £7,414 Argyll & Bute - £10,592 East Lothian - £7,273 Highland - £8,057 Midlothian - £7,704 Scottish Borders - £7,912 Stirling - £8,233  <i>(Previous years REAL cost updated based on 2021-22)</i>	↑	
EdS093	Local(b)	School Leaver destinations - % entering full-time higher education	Data Only	37.1%	<b>31.4%</b>	March 2024	School Leaves - Higher Education Moray - 31.4% (-5.7) Virtual Comparator - 38.2% (-2.7) Northern Alliance - 38.3% (-3.4) Scotland - 41.3% (-3.8)	↓	
EdS094	Local(b)	School Leaver destinations - % entering full-time further education	Data Only	26.6%	<b>24.4%</b>	March 2024	School Leavers - Further Education Moray - 26.6% (-2.2) Virtual Comparator - 26.8% (+2.0) Northern Alliance - 23.4% (+0.6) Scotland - 25.5% (+2.2)	↓	
EdS095	Local(b)	School Leaver destinations - % entering employment	Data Only	27.4%	<b>36.9%</b>	March 2024	School Leaver - Employment Moray - 36.9% (+9.5) Virtual Comparator - 27.2% (+1.7) Northern Alliance - 30.8% (+3.3) National - 25.1% (+2.5)	↑	
EdS096	Local(b)	School Leaver destinations - % entering training	Data Only	2.3%	<b>1.5%</b>	March 2024	School Leavers - Training Moray - 2.3% (-0.8) Virtual Comparator - 2.8% (-0.8) Northern Alliance - 2.8% (-0.9) National - 2.9% (-0.8)	↓	

Code	Code	Short Name	Current Target	2020/21	2021/22	2022/23	Latest Note	Short Term Trend Arrow	Status
				Value	Value	Value			
is09a	Local(b)	% of leavers from publicly funded secondary schools in positive follow-up destinations (9 months after leaving school)	Data Only	<b>92.3%</b>	July 2023		2020/21 Follow Up Leaver Destinations (%) – <b>Moray – 92.3%</b> <b>Scotland – 93.2%</b>  Positive Destination – Moray v Scotland Higher Education – 32.2% v 40.3% Further Education – 19.1% v 18.3% Employment – 37.2% v 31.5% Training – 3.1% v 2.3% Voluntary Work – * v 0.4% Personal Skills Development – * v 0.4%  Negative Destination (Unemployed Seeking – 4.3% v 3.3%) Unemployed Not Seeking – 2.3% v 2.4% Unknown – 1.1% v 1.0%)	↑	
CHN12b	Nat(b)	Average Total Tariff SIMD Quintile 1 (LGBF Indicator)	590	897	<b>757</b>	December 2023	Average Total Tariff SIMD Quintile 1: <b>Moray – 757 (Rank 4<sup>th</sup>)</b> <b>Scotland – 702</b>  Comparator Benchmarking Authorities: Angus – 570 Argyll & Bute – 742 East Lothian – 472 Highland – 648 Midlothian – 555 Scottish Borders – 540 Stirling – 604	↓	
CHN12c	Nat(b)	Average Total Tariff SIMD Quintile 2 (LGBF Indicator)	765	643	<b>652</b>	December 2023	Average Total Tariff SIMD Quintile 2: <b>Moray – 652 (Rank 30<sup>th</sup>)</b> <b>Scotland – 827</b>  Comparator Benchmarking Authorities: Angus – 693 Argyll & Bute – 766 East Lothian – 733 Highland – 677 Midlothian – 742 Scottish Borders – 821 Stirling – 926	↑	
CHN12d	Nat(b)	Average Total Tariff SIMD Quintile 3 (LGBF Indicator)	951	878	<b>879</b>	December 2023	Average Total Tariff SIMD Quintile 3: <b>Moray – 879 (Rank 29<sup>th</sup>)</b> <b>Scotland – 965</b>  Comparator Benchmarking Authorities: Angus – 842 Argyll & Bute – 979 East Lothian – 954 Highland – 913 Midlothian – 1,025 Scottish Borders – 919 Stirling – 1,028	↑	
CHN12e	Nat(b)	Average Total Tariff SIMD Quintile 4 (LGBF Indicator)	1091	965	<b>957</b>	December 2023	Average Total Tariff SIMD Quintile 4: <b>Moray – 957 (Rank 30<sup>th</sup>)</b> <b>Scotland – 1,113</b>	↓	

Code	Code	Short Name	Current Target	2020/21	2021/22	2022/23	Latest Note	Short Term Trend Arrow	Status
				Value	Value	Value			
							Comparator Benchmarking Authorities: Angus - 970 Argyll & Bute - 1,060 East Lothian - 1,105 Highland - 999 Midlothian - 1,177 Scottish Borders - 1,067 Stirling - 1,264		
CHN12f	Nat(b)	Average Total Tariff SIMD Quintile 5 (LGBF Indicator)	1,194	965	<b>1,021</b>	December 2023	Average Total Tariff SIMD Quintile 5: <b>Moray - 1,021 (Rank 28<sup>th</sup>)</b> <b>Scotland - 1,316</b>  Comparator Benchmarking Authorities: Angus - 989 Argyll & Bute - 1,217 East Lothian - 1,117 Highland - 1,177 Midlothian - 1,236 Scottish Borders - 1,296 Stirling - 1,331	↑	🛑

Additional Support Needs									
Code	Code	Short Name	Current Target	2020/21	2021/22	2022/23	Latest Note	Short Term Trend Arrow	Status
				Value	Value	Value			
EdS098	Local	% leavers with additional support needs who enter education, employment or training following school	Data Only	92.2%	<b>95.3%</b>	March 2024	Moray – 95.3% (423 leavers) Virtual comparator – 93.2% Northern Alliance – 93.6% Scotland – 93.4%	↑	📈
EdS603.01	Local	% pupils with Additional Support Needs	Data Only	38.8%	39.2%	<b>40.6%</b>	<b>MORAY – 40.6%</b> Primary – 35.4% Secondary – 47.1%	↑	📈

Looked After Children									
Code	Code	Short Name	Current Target	2020/21	2021/22	2022/23	Latest Note	Short Term Trend Arrow	Status
				Value	Value	Value			
EdS097	Local	% Looked after children leavers who enter education, employment or training following school	Data Only	75%	<b>81.8%</b>	March 2024	Moray – 81.8% (based on 11 leavers) Virtual comparator – 86.4% Northern Alliance – 78.6% Scotland – 86.0%	↑	📈