

# 2023-24 Quarter to June Children and Families and Criminal Justice Social Work Performance Report – Service Performance Indicators



PI Status		Long Term Trends		Short Term Trends	
	Alert		Improving		Improving
	Warning		No Change		No Change
	OK		Getting Worse		Getting Worse
	Unknown				
	Data Only				

## Operational Indicators 1. Looked After Children







Code	Code	Short Name	Current Target	2021/22	2022/23	2023/24	Q1 2022/23	Q2 2022/23	Q3 2022/23	Q4 2022/23	Q1 2023/24	Latest Note	Short Term Trend Arrow	Status
				Value	Value	Value	Value	Value	Value	Value	Value			
CSCF100	MI	Number of Looked After Children at the end of the reporting quarter	Data Only	178	171	164	167	169	184	171	164			
LAC007	Local(b)	% of LAC in Foster Care purchased by Moray Council	5.3%	6%	4%	4%	5.4%	4%	4.9%	4%	4%	Target set at the Median of Comparator Authorities: Angus 10.9% Argyll & Bute 1.4% East Lothian 5.8% Highland 12.7% Midlothian 7.0%		

Code	Code	Short Name	Current Target	2021/22	2022/23	2023/24	Q1 2022/23	Q2 2022/23	Q3 2022/23	Q4 2022/23	Q1 2023/24	Latest Note	Short Term Trend Arrow	Status
				Value	Value	Value	Value	Value	Value	Value	Value			
												Scottish Borders 3.3% Stirling 0.5% <b>MEDIAN 5.3%</b>  <b>SCOTLAND 10.2%</b>  7/164		
LAC006	Local	% of Looked After Children in paid placements	65%	74.7%	73.7%	74.4%	75.4%	72.8%	67.9%	72.8%	74.4%		↓	🛑
EdS606.08	Local(b)	% of LAC in Secure Placement	1%	0.17%	0.3%	0%	0.6%	0%	0%	0.6%	0%		↑	✅
CSCF013	Local	The number, per thousand of the child population in Moray, subject to compulsory measures of supervision or care	10	7.08	6.65	6.4	6.7	6.6	7.1	6.2	6.4		↓	✅

## Operational Indicators





### 2. Child Protection

Code	Code	Short Name	Current Target	2021/22	2022/23	2023/24	Q1 2022/23	Q2 2022/23	Q3 2022/23	Q4 2022/23	Q1 2023/24	Latest Note	Short Term Trend Arrow	Status
				Value	Value	Value	Value	Value	Value	Value	Value			
CMS013	MI	Number of children on the Child Protection Register at end date of reporting period	Data Only	37	23	26	44	43	40	23	26		↓	📈
CMS001a	Local	% of initial case conferences held within planned timescales	100%	100%	88.75%	67%	93%	100%	87%	75%	67%	6/9 on time	↓	🛑
CMS002b	Local	% of review case conferences held within planned timescales	100%	74.5%	74.25%	45%	65%	75%	70%	87%	45%	5/11	↓	🛑
CMS002e	Local	Late review case conferences - Average number of days late	28 days	20 days	33 days	48 days	30 days	20 days	36 days	45 days	48 days		↓	🛑
CMS004a	MI	% of children attending case conferences in the reporting period	Data Only	77.8%	63.5%	50%	87%	67%	50%	50%	50%	2 out of 4 children attended	→	📈
CMS004b	MI	% of parents attending case conferences in the reporting period	Data Only	74.3%	74%	71%	63%	83%	71%	79%	71%	31 parents invited, 22 attended	↓	📈

Code	Code	Short Name	Current Target	2021/22	2022/23	2023/24	Q1 2022/23	Q2 2022/23	Q3 2022/23	Q4 2022/23	Q1 2023/24	Latest Note	Short Term Trend Arrow	Status
				Value	Value	Value	Value	Value	Value	Value	Value			
		period												
CMS004	Local	% of agencies attending case conferences in the reporting period	100%	92.5%	83%	86%	86%	90%	74%	82%	86%	20 Case Conferences in Q1  Police – 20 invited and 19 attended – 95% Health – 20 invited and 18 attended – 90% Education – 16 invited and 14 attended – 93% Housing – 4 invited and 3 attended – 75% Other LA rep – 2 invited and 1 attended – 100% Social work – 20 invited and 20 attended – 100% Support Workers – 16 invited and 9 attended – 56% <b>98 invited and 84 attended = 86%</b>		
CMS017f	Local(b)	% of Children on CPR registered > 12 months	15%	24.3%	43.5%	15.4%	15.9%	14%	25%	43.5%	15.4%	4/26		
CMS016a	MI	Average length of registration at time of removal from CPR	Data Only	211 days	246 days	424 days	343 days	171 days	173 days	296 days	424 days			

## Operational Indicators

### 3. Community Justice

Code	Code	Short Name	Current Target	2021/22	2022/23	2023/24	Q1 2022/23	Q2 2022/23	Q3 2022/23	Q4 2022/23	Q1 2023/24	Latest Note	Short Term Trend Arrow	Status
				Value	Value	Value	Value	Value	Value	Value	Value			
CJ01b	MI	Number of Criminal Justice Social Work Reports submitted to courts	Data Only	391	405	104	103	117	101	84	104			
CJ01	Local	% of Criminal Justice Social Work Reports submitted to courts by the due date	100%	100%	100%	100%	100%	100%	100%	100%	100%			
CJ02	Local	% of new Community Payback Orders with a supervision requirement seen by a supervising officer within one week (adults)	100%	69.01%	92.26%	97.62%	96.97%	93.48%	87.23%	92.86%	97.62%		