











2023-24 Quarter to June Education

Performance Report – Service Plan Performance Indicators







Strategic Level Priorities Improved attainment at both the Broad General and Senior Phase									
Code	Code	Short Name	Current Target	2020/21 Value	2021/22 Value	2022/23 Value	Latest Note	Short Term Trend Arrow	Status
CHN13a	Nat(b)	Curriculum for Excellence - % of pupils achieving expected level in Literacy, (P1, P4 and P7 combined)	67%	63.9%	65.1%	December 2023	% of P1, P4 and P7 pupils combined achieving expected CFE Level in Literacy Moray - 65.1% (Rank 27th) Scotland - 70.5% Comparator Benchmarking Authorities: Angus - 75.2% Argyll & Bute - 62.4% East Lothian - 62.8% Highland - 59.3% Midlothian - 68.2% Scottish Borders - 68.9% Stirling - 76.6% Core Stretch Aim indicator (2022-23 Target – 67%)	↑	
CHN13b	Nat(b)	Curriculum for Excellence - % of pupils achieving expected level in Numeracy (P1, P4 and P7 pupils combined)	73%	67.8%	71.8%	December 2023	% of P1, P4 and P7 pupils combined achieving expected CFE Level in Numeracy Moray - 71.8% (Rank 30th) Scotland - 78% Comparator Benchmarking Authorities: Angus - 81.8% Argyll & Bute - 72.7% East Lothian - 72.4% Highland - 68.8% Midlothian - 76.1% Scottish Borders - 76.6% Stirling - 82.1% Core Stretch Aim indicator (2022-23 Target – 73%)	↑	

Code	Code	Short Name	Current Target	2020/21	2021/22	2022/23	Latest Note	Short Term Trend Arrow	Status
				Value	Value	Value			
SSE003	Nat(b)	Curriculum for Excellence - % of pupils achieving level 3 in Literacy (S3)	75%	N/A	72%	December 2023	% achieving expected CfE level in Literacy (Level 3 or better): Moray - 72% Scotland - 86% Comparator Benchmarking Authorities: Angus - 94% Argyll & Bute - 84% East Lothian - 87% Highland - 83% Midlothian - 81% Scottish Borders - 86% Stirling - 92% Core Stretch Aim indicator (2022-23 Target - 75%)	↓	
SSE004	Nat(b)	Curriculum for Excellence - % of pupils achieving level 3 in Numeracy (S3)	89%	N/A	86%	December 2023	% achieving expected CfE level in Literacy (Level 3 or better): Moray - 86% Scotland - 89% Comparator Benchmarking Authorities: Angus - 93% Argyll & Bute - 88% East Lothian - 88% Highland - 88% Midlothian - 89% Scottish Borders - 85% Stirling - 89% Core Stretch Aim indicator (2022-23 Target - 89%)	↓	
EdS099a	Local(b)	% of leavers achieving 1+ qualification at SCQF Level 4 or better	97%	96.8%	97.7%	March 2024	Moray - 96.8% (851 of the 879 leavers achieved 1 or more SCQF awards @ Level 4) Virtual comparator - 96.4% Scotland - 96.5%	↑	
EdS413.11	Local(b)	% of leavers achieving 1+ qualification at SCQF Level 5 or better	90%	88.7%	90.1%	March 2024	Moray - 90.1% Virtual comparator - 88.5% Scotland - 88.9%	↑	
EdS413.12	Local(b)	% of leavers achieving 1+ qualification at SCQF Level 6 or better	66%	63.9%	60.4%	March 2024	Moray - 60.4% Virtual comparator - 63.1% Scotland - 67.1%	↓	
CHN21	Nat(b)	% Participation for 16-19 year olds (LGBF Indicator)	93%	91.8%	91.6%	December 2023	% participation for 16-19 year olds Moray- 91.6% (Ranked 20th) Scotland - 92.2% Comparator Benchmarking Authorities: Angus - 93.3% Argyll & Bute - 93.9% East Lothian - 93.3% Highland - 92.7% Midlothian - 93.4%	↓	

Code	Code	Short Name	Current Target	2020/21	2021/22	2022/23	Latest Note	Short Term Trend Arrow	Status
				Value	Value	Value			
							Scottish Borders – 93.4% Stirling – 93.9% Core Stretch Aim indicator		
CHN4	Nat(b)	% of Pupils gaining 5+ awards at level 5 (LGBF Indicator)	Data Only	63%	65%	December 2023	% of Pupils Gaining 5+ Awards at Level 5: MORAY - 65% (Ranked 25th) Scotland - 69% Comparator Local Authorities - Angus - 67% Argyll & Bute - 69% East Lothian - 66% Highland - 67% Midlothian - 65% Scottish Borders - 68% Stirling - 77%	↑	
CHN5	Nat(b)	% of Pupils Gaining 5+ awards at level 6 (LGBF Indicator)	Data Only	33%	32%	December 2023	% of Pupils Gaining 5+ Awards at Level 6: MORAY - 32% (Rank 29th) Scotland - 40% Comparator Local Authorities - Angus - 33% Argyll & Bute - 35% East Lothian - 37% Highland - 33% Midlothian - 38% Scottish Borders - 42% Stirling - 52%	↓	
CHN12a	Nat(b)	Overall Average Total Tariff (LGBF Indicator)	Data Only	885	895	December 2023	Overall Average Tariff: Moray - 895 (Rank 27th) Scotland - 981 Comparator Benchmarking Authorities: Angus - 846 Argyll & Bute - 964 East Lothian - 937 Highland - 896 Midlothian - 947 Scottish Borders - 982 Stirling - 1,117	↑	
CHN11	Nat(b)	Proportion of pupils entering Positive Destinations (LGBF Indicator)	95%	94.1%	96.2%	March 2024	Proportion of Pupils Entering Positive Destinations Moray – 96.2% (Rank 13th) Scotland – 95.7% Comparator Benchmarking Authorities: Angus – 93.1% Argyll & Bute – 96.4% East Lothian – 95.6% Highland – 94.5% Midlothian – 95.5% Scottish Borders – 96.6% Stirling – 96.1%	↑	

1. Strategic Level Priorities
1.2 Health and Wellbeing

Code	Code	Short Name	Current Target	2020/21	2021/22	2022/23	Latest Note	Short Term Trend Arrow	Status
				Value	Value	Value			
EDU-HWB01	Local(b)	Primary: Improving Attendance Rate	Data Only	96.0%	92.3%	92.7%	Core Stretch Aim indicator	↑	
EDU-HWB02	Local(b)	Primary: Reducing Exclusions (per 1,000 pupils)	Data Only	3.2	1	2.9	20 exclusion incidents recorded in 2022-23 giving a rate of 2.9 per 1,000 primary pupils Core Stretch Aim indicator	↑	
EDU-HWB03	Local(b)	Secondary: Improving Attendance Rate	Data Only	92.6%	89.2%	88.9%	New Core Stretch Aim indicator	↓	
EDU-HWB04	Local(b)	Secondary: Reducing Exclusions (per 1,000 pupils)	Data Only	29.2	30.8	42.1	227 exclusion incidents recorded in 2022-23 giving a rate of 42.1 per 1,000 secondary pupils New Core Stretch Aim indicator	↑	
EDU-HWB05	Local(b)	Secondary: Improving Attendance Rate (Free School Meal pupils)	Data Only	86.9%	81%	80.1%	New Core Stretch Aim indicator	↓	