





RPII ANNUAL PLAYGROUND INSPECTION REPORT



ALVES
PRIMARY SCHOOL
MORAY COUNCIL
5th June 2021

This inspection was carried out by James Busby RPII Signed

Item No.	Item Description	Inclusive Y/N	Quality Score	Compliance with BSEN 1176 Y/N	Risk Assessment	Actions	Item Priority	Safety Surface Compliance to BSEN 1177	Surfacing Risk Assessment	Actions	Surface Priority Works	
1	 <p>Item: Basket Swing Manufacturer: Sutcliffe Label: Yes Age Range: 2 – 12 Life Expectancy: 10 Years Surfacing: Woodchip</p>	Y	10	Y	L	N/A	5	Y	L	N/A	5	
2	 <p>Item: Overhead Rotator Manufacturer: Wicksteed Label: Yes 2009 Age Range: 8 – 12 Life Expectancy: 12 Years Surfacing: Woodchip</p>	N	10	Y	L	N/A	5	Y	L	N/A	5	
Overall Mean Score =			-									

*** Priority Action**

- 1 Action Immediately (Contact Client)
- 2 Action within 1 month
- 3 Action within 3 months
- 4 Action within 9 months
- 5 Monitor





***Quality Score**

- Good = 10
- Fair = 5
- Poor = 2

N.B. Mean Score = total quality score divided by the number of items.

***Risk Assessment 1 to 20 (Probability x Severity)**

Probability	Severity	Risk Level
1 – Highly Unlikely	1 – Very Minor	1 - 5 Low
2 – Unlikely	2 – Minor	6 - 11 Medium
3 – Likely	3 – Major	12 - 20 High
4 – Higher Likely	4 – Very Major	
	5 – Catastrophic	

Item No.	Item Description	Inclusive Y/N	Quality Score	Compliance with BSEN 1176 Y/N	Risk Assessment	Actions	Item Priority	Safety Surface Compliance to BSEN 1177	Surfacing Risk Assessment	Actions	Surface Priority Works	
3		N	5	N	L		4	Y	L	N/A	5	
	Item: Donkey Rocker Manufacturer: Wicksteed Label: Yes Age Range: 2 – 6 Life Expectancy: 10 Years Surfacing: Woodchip											
4		Y	5	N	L		4	Y	L	N/A	5	
	Item: Dish Roundabout Manufacturer: Wicksteed Label: Yes 2009 Age Range: 4 – 12 Life Expectancy: 12 Years Surfacing: Woodchip											
Overall Mean Score =			-									

*** Priority Action**

- 1 Action Immediately (Contact Client)
- 2 Action within 1 month
- 3 Action within 3 months
- 4 Action within 9 months
- 5 Monitor





***Quality Score**

- Good = 10
- Fair = 5
- Poor = 2

N.B. Mean Score = total quality score divided by the number of items.

***Risk Assessment 1 to 20 (Probability x Severity)**

Probability	Severity	Risk Level
1 – Highly Unlikely	1 – Very Minor	1 - 5 Low
2 – Unlikely	2 – Minor	6 - 11 Medium
3 – Likely	3 – Major	12 - 20 High
4 – Higher Likely	4 – Very Major	
	5 – Catastrophic	

Item No.	Item Description	Inclusive Y/N	Quality Score	Compliance with BSEN 1176 Y/N	Risk Assessment	Actions	Item Priority	Safety Surface Compliance to BSEN 1177	Surfacing Risk Assessment	Actions	Surface Priority Works	
5	 <p>Item Stand Alone Slide Manufacturer: Proludic Label: Yes Age Range: 4 – 8 Life Expectancy: 10 Years Surfacing: Woodchip</p>	N	5	N	M	  <p>Replace rotting slide sides at slide entrance. Monitor rot in slide sides.</p>	2	Y	L	N/A	5	
6	 <p>Item Horse Rocker Manufacturer: Proludic Label: Yes 2009 Age Range: 2 – 6 Life Expectancy: 12 Years Surfacing: Safa Grass Mats</p>	N	10	Y	L	N/A	5	Y	L	N/A	5	
Overall Mean Score =			7.5									

*** Priority Action**

- 1 Action Immediately (Contact Client)
- 2 Action within 1 month
- 3 Action within 3 months
- 4 Action within 9 months
- 5 Monitor

***Quality Score**




- Good = 10
 Fair = 5
 Poor = 2

N.B. Mean Score = total quality score divided by the number of items.

***Risk Assessment 1 to 20 (Probability x Severity)**

Probability	Severity	Risk Level
1 – Highly Unlikely	1 – Very Minor	1 - 5 Low
2 – Unlikely	2 – Minor	6 - 11 Medium
3 – Likely	3 – Major	12 - 20 High
4 – Higher Likely	4 – Very Major	
	5 – Catastrophic	

ANCILLARY STRUCTURES

<u>TYPE</u>	<u>GENERAL QUALITY CONDITION</u>	<u>ACTIONS</u>	<u>RISK ASSESSMENT</u>	<u>PRIORITY</u>
	5	 Repair mesh.	L	3
Boundary Fencing				
NO SIGNAGE	2	Signage recommended with play area rules of play and an emergency contact number.	L	3
Signs				
	10	N/A	L	3
Paths/Surfacing				

OVERALL MEAN SCORE: **5.7**

*** Priority Action**

- 1 Action Immediately (Contact Client)
- 2 Action within 1 month
- 3 Action within 3 months
- 4 Action within 9 months
- 5 Monitor

***Quality Score**

- Good = 10
- Fair = 5
- Poor = 2

N.B. Mean Score = total quality score divided by the number of items.

***Risk Assessment 1 to 20 (Probability x Severity)**

Probability	Severity	Risk Level
1 – Highly Unlikely	1 – Very Minor	1 - 5 Low
2 – Unlikely	2 – Minor	6 - 11 Medium
3 – Likely	3 – Major	12 - 20 High
4 – Higher Likely	4 – Very Major	
	5 – Catastrophic	