

2023-24 Quarter to September Children and Families and Criminal Justice Social Work Performance Report – Service Plan Performance Indicators













PI Status		Long Term Trends		Short Term Trends	
	Alert		Improving		Improving
	Warning		No Change		No Change
	OK		Getting Worse		Getting Worse
	Unknown				
	Data Only				

1. Strategic Level Priorities













1.1 Improved outcomes for looked after and care experienced children and young people







Code	Code	Short Name	Current Target	2021/22	2022/23	2023/24	Q2 2022/23	Q3 2022/23	Q4 2022/23	Q1 2023/24	Q2 2023/24	Latest Note	Short Term Trend Arrow	Status
				Value	Value	Value	Value	Value	Value	Value	Value			
CHN8a	Nat(b)	The Gross Cost of "Children Looked After" in Residential Based Services per Child per Week	£4,013	£4,128	Not yet available	Not yet available	Not measured for Quarters			Not measured for Quarters		<p>Moray - Looked After Children in Residential - Gross Weekly Cost per Child per Week £4,128 (ranked 10/32 Nationally and 4/8 in Comparator Authority Group, where 1st has lowest cost).</p> <p>Ranking change Moray 2011/12 - 2020-21 = +6 (Improvement) 2020/21 - 2021/22 = +11 (Improvement)</p> <p>Comparator Benchmarking Authorities 2021/22: Angus - £3,505</p>		

Code	Code	Short Name	Current Target	2021/22	2022/23	2023/24	Q2 2022/23	Q3 2022/23	Q4 2022/23	Q1 2023/24	Q2 2023/24	Latest Note	Short Term Trend Arrow	Status
				Value	Value	Value	Value	Value	Value	Value	Value			
												Argyll & Bute - £2,931 East Lothian - £3,654 Highland - £5,926 Midlothian - £6,509 Scottish Borders - £4,414 Stirling - £4,013 Scotland - £4,698 Comparator Median - East Stirling - £4,013		
CHN8b	Nat(b)	The Gross Cost of "Children Looked After" in a Community Setting per Child per Week	£404	£445	Not yet available	Not yet available	Not measured for Quarters				Not measured for Quarters	Moray - Looked After Children in a Community setting - Gross Weekly Cost per Child per Week £444.83 (ranked 22/32 Nationally and 6/8 in Comparator Authority Group, where 1st has lowest cost). Ranking change Moray 2011/12 - 2021-22 = -4 (Decline) 2020/21 - 2021/22 = +2 (Improvement) Comparator Benchmarking Authorities 2021/22: Angus - £523.11 Argyll & Bute - £314.61 East Lothian - £419.32 Highland - £366.34 Midlothian - £466.60 Scottish Borders - £404.16 Stirling - £178.98 Scotland - £402.20 Comparator Median - Scottish Borders - £404.16	 	
CHN9	Nat(b)	Balance of Care for looked after children: % of children being cared for in foster/family placements rather than residential accommodation	82.5%	80.6%	Not yet available	Not yet available	Not measured for Quarters				Not measured for Quarters	Moray - 80.6% of looked after children are based in a community setting (ranked 30th nationally and 8/8 in comparator group, where 1st has highest proportion in community based placements rather than residential accommodation) Ranking change Moray 2011/12 - 2021/22 = -1 (Decline) 2020/21 - 2021/22 = -1 (Decline) Comparator Benchmarking Authorities: Angus - 82.5% Argyll & Bute - 81.9% East Lothian - 81.6% Highland - 83.8% Midlothian - 92.4%	 	

Code	Code	Short Name	Current Target	2021/22	2022/23	2023/24	Q2 2022/23	Q3 2022/23	Q4 2022/23	Q1 2023/24	Q2 2023/24	Latest Note	Short Term Trend Arrow	Status
				Value	Value	Value	Value	Value	Value	Value	Value			
												Scottish Borders - 82.0% Stirling - 93.8% Scotland - 89.8% Comparator Median - Angus 82.5%		
CHN23	Nat(b)	% LAC with more than 1 placement in the last year (Aug-July)	20.8%	14.5%	Not yet available	Not yet available			Not measured for Quarters		Not measured for Quarters	% of Looked After Children with more than 1 placement in the last year Moray- 14.5% (Ranked 11/32 Nationally and 3/8 with comparator group, where 1st has the lowest rate) Ranking Change Moray 2011/12 - 2021/22 = +19 (Improvement) 2020/21 - 2021/22 = -5 (Decline) Comparator Benchmarking Authorities: Angus – 32.2% Argyll & Bute – 25.0% East Lothian – 6.8% Highland – 26.6% Midlothian – 20.3% Scottish Borders – 20.8% Stirling – 14.3% Scotland - 15.9% Comparator Median - Scottish Borders 20.8%		
CHN24	Nat(b)	% of children living in poverty (after housing costs)	22.7%	24.1%	Not yet available	Not yet available			Not measured for Quarters		Not measured for Quarters	Moray- 24.1% (Ranked 14/32 Nationally 2/8 within Comparator Group, where 1 denotes the highest levels of poverty) Ranking Change Moray 2014/15 - 2021/22 = -6 (Decline, +3.3%) 2012021 - 2021/22 = +3 (Improvement, +2.7%) Comparator Benchmarking Authorities: Angus – 24.2% Argyll & Bute – 21.7% East Lothian – 21.1% Highland – 22.8% Midlothian – 22.7% Scottish Borders – 23.4% Stirling – 20.8% Scotland - 24.5% Comparator Median - Midlothian 22.7 %		
LAC003	Nat(b)	Looked After Children Rate/1,000 0-17 population	9.3	9.8	9.5	9.8	9.3	10.2	9.5	9.1	9.8			







Code	Code	Short Name	Current Target	2021/22	2022/23	2023/24	Q2 2022/23	Q3 2022/23	Q4 2022/23	Q1 2023/24	Q2 2023/24	Latest Note	Short Term Trend Arrow	Status
				Value	Value	Value	Value	Value	Value	Value	Value			
CSCF101	Local(b)	% of Looked After Children cared for in a Community Setting	82.5%	81.5%	82%	82%	81.8%	83.7%	82%	81.7%	82%	Target set at Median of comparator Authorities: Angus 82.5% Argyll & Bute 81.9% East Lothian 81.6% Highland 83.8% Midlothian 92.4% Scottish Borders 82.0% Stirling 93.8% MEDIAN 82.5% SCOTLAND 89.8% 146/178	↑	⚠
EdS606.01	Local(b)	% of LAC under Home Supervision	20.8%	22%	21%	24%	24%	26.6%	21%	22%	24%	Target set at Median of comparator Authorities: Angus 15.6% Argyll & Bute 28.5% East Lothian 27.1% Highland 20.4% Midlothian 15.7% Scottish Borders 20.8% Stirling 21.9% MEDIAN 20.8% SCOTLAND 20.9% 43/178	↑	✅
EdS606.02	Local(b)	% of LAC in Kinship Care	25.1%	25%	26%	24%	26%	24.4%	26%	23%	24%	Target set at Median of Comparator Authorities: Angus 23.2% Argyll & Bute 32.6% East Lothian 20.3% Highland 18.2% Midlothian 35.5% Scottish Borders 25.1% Stirling 51.4% MEDIAN 25.1% SCOTLAND 33.7% 43/178 (38 in Approved Kinship Care and 5 in informal Kinship Care)	↑	⚠
EdS606.03	Local(b)	% of LAC in Moray Council Fostering Care	27.1%	28%	27%	24%	26%	24.5%	27%	28%	24%	Target Set at Median of Comparator Authorities Angus 31.3%	↓	🛑

Code	Code	Short Name	Current Target	2021/22	2022/23	2023/24	Q2 2022/23	Q3 2022/23	Q4 2022/23	Q1 2023/24	Q2 2023/24	Latest Note	Short Term Trend Arrow	Status
				Value	Value	Value	Value	Value	Value	Value	Value			
												Argyll & Bute 18.8% East Lothian 27.1% Highland 26.1% Midlothian 29.1% Scottish Borders 29.5% Stirling 14.8% MEDIAN 27.1% SCOTLAND 22.8% 43/178		
EdS606.09	MI	% of LAC placed for Adoption	Data Only	0%	0%	0%	1.2%	1.1%	0%	0%	0%			
LAC009	MI	Number of new Moray Council Foster Carer Households recruited during the period	Data Only	5	0	1	0	0	0	0	1			
LAC010	MI	Number of Moray Council Foster Carer Households leaving during the reporting period	Data Only	3	8	0	2	2	2	0	0			
LAC013	Local	% of brothers & sisters remaining together within the same Foster Care placement	100%	77.95%	68.75%	81.5%	66%	57%	72%	73%	90%	9 out of 10 sibling groups have been placed together.		
CSCF102	Local(b)	% of Looked After Children cared for in Residential accommodation	17.5%	18%	18.1%	18%	18.8%	16.3%	18.1%	18.3%	18%	Target set at Median of Comparator Authorities: Angus 17.5% Argyll & Bute 18.1% East Lothian 18.4% Highland 16.2% Midlothian 7.6% Scottish Borders 18.0% Stirling 6.2% MEDIAN 17.5% SCOTLAND 10.2% 32/178		
CSCF104	Local(b)	% of Looked After Children in Residential placement out with Moray	6%	6.7%	6.4%	6.2%	7%	6%	6.4%	6.7%	6.2%	11/178		

Code	Code	Short Name	Current Target	2021/22	2022/23	2023/24	Q2 2022/23	Q3 2022/23	Q4 2022/23	Q1 2023/24	Q2 2023/24	Latest Note	Short Term Trend Arrow	Status
				Value	Value	Value	Value	Value	Value	Value	Value			
EdS606.20	MI	% of looked after children who remain in school post S4	Data Only	52.9%	Data not yet available	Data not yet available	Not measured for Quarters			Not measured for Quarters		Of the 17 Looked After Children in S4 at the 2021/22, 9 continued on into S5 (2022/23). Of the 8 who left (INSIGHT): 5 in Further Education 2 Inactive Candidates 1 Unemployed Not Seeking		
LAC014	Local	% of care experienced young people in the youth and criminal justice systems	12%	11.26%	10.93%	9.35%	9.9%	11.6%	10.4%	9.5%	9.2%	44/479 (13/44 MYJ; 31/435 JS)		
CJ09	MI	Number of offences committed by young people (aged 8-17 years old)	Data Only	732	Data not yet available	Data not yet available	Not measured for Quarters			Not measured for Quarters				

1. Strategic Level Priorities

1.2 Children and Young people are safe from harm, abuse and neglect

Code	Code	Short Name	Current Target	2021/22	2022/23	2023/24	Q2 2022/23	Q3 2022/23	Q4 2022/23	Q1 2023/24	Q2 2023/24	Latest Note	Short Term Trend Arrow	Status
				Value	Value	Value	Value	Value	Value	Value	Value			
CMS013a	Nat(b)	Child Protection -Rate of registration (per 1,000 0-15 population)	2.5	2.3	1.4	2.8	2.7	2.5	1.4	1.6	2.8			
CMS006b	MI	Number of children and young people with child protection orders (per 1,000 0-15 population)	Data Only	0	0	0	0	0	0	0	0			
CHN22	Nat(b)	% of child protection re-registrations within 18 months	5.6%	9.8%	Data not yet available	Data not yet available	Not measured for Quarters			Not measured for Quarters		% of child protection re-registrations within 18 months Moray- 9.8% (Ranked 17/32 Nationally and 6/8 with comparator group, where 1st has the lowest rate) Ranking Change Moray 2012/13 - 2021/22 = -8 (Decline) 2020/21 - 2021/22 = -5 (Decline) Comparator Benchmarking Authorities: Angus – 2.1% Argyll & Bute – 10.3% East Lothian – 5.6% Highland – 1.5%		

Code	Code	Short Name	Current Target	2021/22	2022/23	2023/24	Q2 2022/23	Q3 2022/23	Q4 2022/23	Q1 2023/24	Q2 2023/24	Latest Note	Short Term Trend Arrow	Status
				Value	Value	Value	Value	Value	Value	Value	Value			
												Midlothian – 3.5% Scottish Borders – 13.6% Stirling – 7.8% Scotland - 8.0% Comparator Median - East Lothian 5.6%		
CMS021c1	Local	% of Children registered on the CPR as a result of Neglect	25%	38%	33.6%	20%	41.86%	27.5%	21.74%	15.38%	20%		↓	✅
CMS021f1	Local	% of Children registered on the CPR as a result of Domestic Abuse	25%	67.57%	47.83%	34.27%	34.88%	42.5%	47.83%	30.77%	37.78%		↓	⛔
CMS021g1	Local	% of Children registered on CPR as a result of Parental Alcohol Misuse	15.6%	22.5%	19.3%	15.5%	25.6%	20%	8.7%	15.4%	15.6%		↓	⚠️
CMS021h1	Local	% of Children registered on the CPR as a result of Parental Drug Misuse	30%	38%	25.4%	22.05%	27.91%	22.5%	26.09%	30.77%	13.33%		↑	✅

2. Service Level Priorities

Instigate transformational change programme

Code	Code	Short Name	Current Target	2021/22	2022/23	2023/24	Q2 2022/23	Q3 2022/23	Q4 2022/23	Q1 2023/24	Q2 2023/24	Latest Note	Short Term Trend Arrow	Status
				Value	Value	Value	Value	Value	Value	Value	Value			
LAC004	MI	Number of young people placed in Residential Out of Area placements during the reporting period	Data Only	1	1	2	0	0	1	2	0		↑	📈
LAC005	MI	Number of young people returning to Moray from a Residential Out of Area placement during the reporting period.	Data Only	2	3	3	1	1	0	2	1		↓	📈