



2024-25 Quarter to March 2025 Education

Performance Report – Service Performance Indicators












PI Status		Long Term Trends		Short Term Trends	
	Alert		Improving		Improving
	Warning		No Change		No Change
	OK		Getting Worse		Getting Worse
	Unknown				
	Data Only				



Primary School Education									
Code	Code	Short Name	Current Target	2021/22	2022/23	2023/24	Latest Note	Short Term Trend Arrow	Status
				Value	Value	Value			
CHN1	Nat(b)	Cost per Primary School Pupil (LGBF Indicator)	Data Only	£6,500	£6,926	£6,922	Moray - Primary Education - cost per primary school pupil (2023/24) - £6,922 (Rank 10th) Scotland - £7,472 Family Group Average - £7,192 Comparator Benchmarking Authorities: East Ayrshire - £7,378 East Lothian - £6,731 Fife - £7,077 North Ayrshire - £8,373 Perth & Kinross - £7,782 South Ayrshire - £7,623 Stirling - £7,892 (Previous years REAL cost updated based on 2023-24)		

Code	Code	Short Name	Current Target	2021/22	2022/23	2023/24	Latest Note	Short Term Trend Arrow	Status
				Value	Value	Value			
CHN10	Nat(b)	% of Adults Satisfied with local schools (LGBF Indicator)	73.5%	79.3%	76.7%	73.0%	Adults satisfied with local schools (2021-24) (Rank 14th) Moray – 73.0% Scotland – 70.7% Family Group Average – 73.5% Benchmarking Comparators: Angus - 78.7% Argyll & Bute - 73.7% East Lothian - 78.0% Highland - 71.0% Midlothian - 69.3% Scottish Borders - 63.7% Stirling - 80.7%		

Secondary School Education

Code	Code	Short Name	Current Target	2021/22	2022/23	2023/24	Latest Note	Short Term Trend Arrow	Status
				Value	Value	Value			
CHN2	Nat(b)	Cost per Secondary School Pupil (LGBF Indicator)	Data Only	£8,458	£8,828	£8,920	Secondary Education - cost per secondary school pupil Moray - £8,920 (Rank 15th) Scotland - £8,482 Family Group Average - £9,069 Comparator Benchmarking Authorities: East Ayrshire - £8,810 East Lothian - £8,358 Fife - £8,296 North Ayrshire - £9,720 Perth & Kinross - £10,064 South Ayrshire - £8,948 Stirling - £9,414 <i>(Previous years REAL cost updated based on 2023-24)</i>		
EdS093	Local(b)	School Leaver destinations - % entering full-time higher education	Data Only	31.4%	33.0%	30.8%	School Leaves - Higher Education Moray – 33.0% (-2.2) Virtual Comparator – 34.8% (-1.1) Northern Alliance – 37.6% (+0.6) Scotland – 40.8% (+0.5)		
EdS094	Local(b)	School Leaver destinations - % entering full-time further education	Data Only	24.4%	29.2%	24.5%	School Leavers - Further Education Moray – 24.5% (-4.7) Virtual Comparator – 28.8% (+1.2) Northern Alliance – 24.6% (-0.2) Scotland – 26.4% (-0.2)		

Code	Code	Short Name	Current Target	2021/22	2022/23	2023/24	Latest Note	Short Term Trend Arrow	Status
				Value	Value	Value			
EdS095	Local(b)	School Leaver destinations - % entering employment	Data Only	36.9%	28.9%	34.1%	School Leaver - Employment Moray – 34.1% (+5.2) Virtual Comparator – 26.6% (-1.1) Northern Alliance – 30.0% (-0.2) National – 23.1% (-1.2)	↑	
EdS096	Local(b)	School Leaver destinations - % entering training	Data Only	1.5%	0.7%	1.2%	School Leavers - Training Moray – 1.2% (+0.5) Virtual Comparator – 4.0% (+0.7) Northern Alliance - 2.2% (+0.2) National – 3.9% (+0.5)	↑	
is09a	Local(b)	% of leavers from publicly funded secondary schools in positive follow-up destinations (9 months after leaving school)	92.8%	94.1%	92.5%	June 2025	2022/23 Follow Up Leaver Destinations (%) – Moray – 92.5% (969 leavers) Scotland – 92.8% (54,610 leavers) Positive Destination – Moray v Scotland Higher Education – 30.0% v 37.1% Further Education – 21.7% v 21.2% Employment – 36.2% v 31.2% Training - * v 2.3% Voluntary Work - * v 0.5% PSD – 2.8% v 0.5% Negative Destination (Unemployed Seeking – 3.7% v 3.7% Unemployed Not Seeking - 2.2% v 2.6% Unknown - 1.7% v 0.8%)	↓	

Additional Support Needs									
Code	Code	Short Name	Current Target	2021/22	2022/23	2023/24	Latest Note	Short Term Trend Arrow	Status
				Value	Value	Value			
EdS098	Local	% leavers with additional support needs who enter education, employment or training following school	Data Only	95.3%	92.3%	90.4%	Moray – 90.4% (478 leavers) Virtual comparator - 93.7% Northern Alliance – 93.0% Scotland – 93.3%	↓	
EdS603.01	Local	% pupils with Additional Support Needs	Data Only	39.2%	40.6%	41.6%	MORAY – 41.6% Primary – 35.4% Secondary – 49.2%	↓	

Looked After Children									
Code	Code	Short Name	Current Target	2021/22	2022/23	2023/24	Latest Note	Short Term Trend Arrow	Status
				Value	Value	Value			
EdS097	Local	% Looked after children leavers who enter education, employment or training following school	Data Only	81.8%	58.3%	70.0%	Moray – 70.0% (based on 20 leavers) Virtual comparator – 91.0% Northern Alliance – 77.2% Scotland – 87.2%	