

2024-25 Quarter to March Children and Families and Criminal Justice Social Work Performance Report – Service Plan Performance Indicators


















PI Status		Long Term Trends		Short Term Trends	
	Alert		Improving		Improving
	Warning		No Change		No Change
	OK		Getting Worse		Getting Worse
	Unknown				
	Data Only				

1. Strategic Level Priorities														
1.1 Improved outcomes for looked after and care experienced children and young people														
Code	Code	Short Name	Current Target	2022/23	2023/24	2024/25	Q4 2023/24	Q1 2024/25	Q2 2024/25	Q3 2024/25	Q4 2024/25	Latest Note	Short Term Trend Arrow	Status
				Value	Value	Value	Value	Value	Value	Value	Value			
CHN8a	Nat(b)	Gross Costs of 'Children Looked After' in residential-based Services per child per week	£3,806	£2,989	Not Published	Not Published	Not measured for Quarters	Not measured for Quarters				Target set at 8/32. Moray ranking 1-8 is representative of being placed in Top quartile (Green Status Symbol), rankings 9-24 represent middle 2 quartiles (Yellow Status Symbol) and rankings between 25-32 represent Bottom Quartile (Red Status Symbol).		

									<p>Moray - Looked After Children in Residential - Gross Weekly Cost per Child per Week £2,989 (ranked 2/32 Nationally and 1/8 in Comparator Authority Group, where 1st has lowest cost).</p> <p>Comparator Benchmarking Authorities 2022/23: Angus - £4,407 Argyll & Bute - £3,636 East Lothian - £4,836 Highland - £7,125 Midlothian - £5,173 Scottish Borders - £3,806 Stirling - £4,741 Scotland - £4,804 Family Group Average - £4,589</p>		
CHN8b	Nat(b)	Gross Cost of 'Children Looked After' in a community setting per child per Week	£341	£435	Not Published	Not Published	Not measured for Quarters	Not measured for Quarters	<p>Target set at 8/32. Moray ranking 1-8 is representative of being placed in Top quartile (Green Status Symbol), rankings 9-24 represent middle 2 quartiles (Yellow Status Symbol) and rankings between 25-32 represent Bottom Quartile (Red Status Symbol).</p> <p>Moray - Looked After Children in a Community setting - Gross Weekly Cost per Child per Week £435 (ranked 18/32 Nationally and 6/8 in Comparator Authority Group, where 1st has lowest cost).</p> <p>Comparator Benchmarking Authorities 2022/23: Angus - £527 Argyll & Bute - £298 East Lothian - £400 Highland - £359 Midlothian - £536 Scottish Borders - £402 Stirling - £189 Scotland - £422 Family Group Average - £393</p>	↑	▲
CHN9	Nat(b)	Proportion of children being looked after in the community	92.8%	75.3%	Not Published	Not Published	Not measured for Quarters	Not measured for Quarters	<p>Target set at 8/32. Moray ranking 1-8 is representative of being placed in Top quartile (Green Status Symbol), rankings 9-24 represent middle 2 quartiles (Yellow Status Symbol) and rankings between 25-32 represent Bottom Quartile (Red Status Symbol).</p>	↓	●

									<p>Moray - 75.3% of looked after children are based in a community setting (ranked 31/32 nationally and 8/8 in comparator group, where 1st has highest proportion in community based placements rather than residential accommodation)</p> <p>Comparator Benchmarking Authorities: Angus - 83.8% Argyll & Bute - 85.4% East Lothian - 84.4% Highland - 87.5% Midlothian - 89.4% Scottish Borders - 77.6% Stirling - 94.7% Scotland - 89.2% Family Group Average - 84.8%</p>		
CHN23	Nat(b)	Proportion of LAC with more than 1 placement in the last year	12.2%	11.8%	Not Published	Not Published	Not measured for Quarters	Not measured for Quarters	<p>Target set at 8/32. Moray ranking 1-8 is representative of being placed in Top quartile (Green Status Symbol), rankings 9-24 represent middle 2 quartiles (Yellow Status Symbol) and rankings between 25-32 represent Bottom Quartile (Red Status Symbol).</p> <p>Moray - % of Looked After Children with more than 1 placement in the last year Moray- 11.8% (Ranked 6/32 Nationally and 3/8 with comparator group, where 1st has the lowest rate)</p> <p>Comparator Benchmarking Authorities: Angus – 30.0 Argyll & Bute – 11.1% East Lothian – 13.1% Highland – 26.0% Midlothian – 22.5% Scottish Borders – 21.0% Stirling – 9.1% Scotland - 17.2% Family Group Average 18.1%</p>	↑	✓
CHN24	Nat(b)	Proportion of children living in poverty (after housing costs)	20.8%	23.9%	Not Published	Not Published	Not measured	Not measured for Quarters	<p>Target set at 8/32. Moray ranking 1-8 is representative of being placed in Top quartile (Green Status Symbol), rankings 9-24 represent</p>	↑	⚠



							for Quarters					<p>middle 2 quartiles (Yellow Status Symbol) and rankings between 25-32 represent Bottom Quartile (Red Status Symbol).</p> <p>Moray- 23.9% (Ranked 16/32 Nationally and 2/8 within Comparator Group, where 1 denotes the highest levels of poverty)</p> <p>Comparator Benchmarking Authorities: Angus – 24.9% Argyll & Bute – 23.5% East Lothian – 21.3% Highland – 23.3% Midlothian – 23.2% Scottish Borders – 23.6% Stirling – 20.8% Scotland - 21.8% (3-year average, not comparable with LA figures) Family Group Average 23.1 %</p>		
LAC003	Nat(b)	Looked After Children Rate/1,000 0-17 population	9.3	9.6	9.8	9.7	9.8	10.1	9.9	9.9	9.7			
CSCF101	Local(b)	% of Looked After Children cared for in a Community Setting	82.5%	82%	82%	82.4%	82%	82.7%	84%	82.9%	80.1%	137/171		
EdS606.01	Local(b)	% of LAC under Home Supervision	20.8%	21%	21.5%	20.7%	21.5%	21.2%	21.7%	21.1%	18.7%	32/171		
EdS606.02	Local(b)	% of LAC in Kinship Care	25.1%	26%	27%	25.13%	27%	24.6%	25.1%	25.7%	25.1%	43/171		
EdS606.03	Local(b)	% of LAC in Moray Council Fostering Care	27.1%	27%	26%	28.13%	26%	28.5%	27.4%	26.8%	29.8%	51/171		
EdS606.09	MI	% of LAC placed for Adoption	Data Only	0%	0%	0.45%	0%	0%	0.6%	0.6%	0.6%	1/171		
LAC009	MI	Number of new Moray Council Foster Carer Households recruited during the period	Data Only	0	2	4	0	3	0	1	0			
LAC010	MI	Number of Moray Council Foster Carer Households leaving during the reporting period	Data Only	8	0	6	0	4	1	0	1			

LAC013	MI	% of brothers & sisters remaining together within the same Foster Care placement	90%	68.75%	83.25%	85.95%	80%	88.8%	90%	89%	76%		↓	🛑
CSCF102	Local(b)	% of Looked After Children cared for in Residential accommodation	15.2%	18.1%	17.4%	13.7%	17.4%	13.4%	12%	13.1%	16.3%	28/171 (this does not include 5 short-term/shared care cases and 6 Unaccompanied Asylum Seekers now designated as New Scots)	↓	⚠️
CSCF104	Local(b)	% of Looked After Children in Residential placement out with Moray	6%	6.4%	5.8%	7.28%	5.8%	6.1%	6.3%	6.8%	9.9%	17/171	↓	🛑
EdS606.20	MI	% of looked after children who remain in school post S4	Data Only	79%	45%	Not published	Not measured for Quarters	Not measured for Quarters				Of the 20 Looked After Children in S4 at the end of 2023/24, 9 continued on into S5 (2024/25). Of the 11 who left (INSIGHT): 4 in Further Education 1 in Employment 2 Inactive Candidates 2 in Training 1 Unemployed Seeking Employment 1 Not Known	↓	📈
LAC014	Local	% of care experienced young people in the youth and criminal justice systems	12%	10.93%	9.15%	7.6%	8.4%	6.4%	7.2%	8.3%	8.5%	MYJ - 15/43 CJ - 31/498	↓	✅
CJ09	MI	Number of offences committed by young people (aged 8-17 years old)	Data Only	708	684	N/A	Not measured for Quarters	Not measured for Quarters					↑	📈
CJ10	MI	Number of young people responsible for offending (aged 8-17 years old)	Data Only	245	N/A	N/A	Not measured for Quarters	Not measured for Quarters				8-15 years - 166 16-17 years - 79	↑	📈

1. Strategic Level Priorities														
1.2 Children and Young people are safe from harm, abuse and neglect														
Code	Code	Short Name	Current Target	2022/23	2023/24	2024/25	Q4 2023/24	Q1 2024/25	Q2 2024/25	Q3 2024/25	Q4 2024/25	Latest Note	Short Term Trend Arrow	Status
				Value	Value	Value	Value	Value	Value	Value	Value			
CHN22	Nat(b)	Proportion of Child Protection re-registrations within 18 months	0.7%	0.0%	N/A	Not Published	Not measured	Not measured for Quarters				Target set at 8/32. Moray ranking 1-8 is representative of being placed in Top quartile (Green Status Symbol), rankings 9-24 represent	↑	✅

							for Quarters					<p>middle 2 quartiles (Yellow Status Symbol) and rankings between 25-32 represent Bottom Quartile (Red Status Symbol).</p> <p>Moray - % of child protection re-registrations within 18 months Moray- 0% (Ranked 1/32 Nationally and 1/8 with comparator group, where 1st has the lowest rate)</p> <p>Comparator Benchmarking Authorities: Angus – 3.6% Argyll & Bute – 0.0% East Lothian – 0.0% Highland – 3.8% Midlothian – 7.9% Scottish Borders – 7.5% Stirling – 11.3% Scotland - 5.6% Family Group Average - 4.2%</p>		
CMS013 a	Nat(b)	Child Protection -Rate of registration (per 1,000 0-15 population)	2.3	1.5	4.6	3.1	4.6	4.3	4.2	4.1	3.1		↑	⬮
CMS006 b	MI	Number of children and young people with child protection orders (per 1,000 0-15 population)	Data Only	0	0	0	0	0	0	0	0		▬	📊
CMS021 c1	Local	% of Children registered on the CPR as a result of Neglect	23%	33.6%	22.1%	29.8%	22.54%	19.7%	30.77%	37.5%	31.25%		↑	⬮
CMS021f 1	Local	% of Children registered on the CPR as a result of Domestic Abuse	25%	47.83%	32.98%	34.69%	35.21%	40.91%	38.46%	34.38%	25%		↑	✅
CMS021g 1	Local	% of Children registered on CPR as a result of Parental Alcohol Misuse	13.4%	19.3%	13.4%	11.7%	11.3%	13.6%	13.8%	10.9%	8.3%		↑	✅
CMS021 h1	Local	% of Children registered on the CPR as a result of Parental Drug Misuse	26.8%	25.4%	20.89%	31.59%	26.76%	28.79%	23.08%	39.06%	35.42%		↑	⬮

2. Service Level Priorities
Instigate transformational change programme

Code	Code	Short Name	Current Target	2022/23	2023/24	2024/25	Q4 2023/24	Q1 2024/25	Q2 2024/25	Q3 2024/25	Q4 2024/25	Latest Note	Short Term Trend Arrow	Status
				Value	Value	Value	Value	Value	Value	Value	Value			
LAC004	MI	Number of young people placed in Residential Out of Area placements during the reporting period	Data Only	1	4	6	1	0	4	1	1			
LAC005	MI	Number of young people returning to Moray from a Residential Out of Area placement during the reporting period.	Data Only	3	4	3	1	1	2	0	0		