





2025-26 Quarter to March Leisure & Culture Performance Report – Service Performance Indicators

















PI Status		Long Term Trends		Short Term Trends	
	Alert		Improving		Improving
	Warning		No Change		No Change
	OK		Getting Worse		Getting Worse
	Unknown				
	Data Only				

Operational Indicators														
1. Sports Development & Active Schools														
Code	Code	Short Name	Current Target	2023/24	2024/25	2025/26	Q4 2024/25	Q1 2025/26	Q2 2025/26	Q3 2025/26	Q4 2025/26	Latest Note	Short Term Trend Arrow	Status
				Value	Value	Value	Value	Value	Value	Value	Value			
ERC042	MI	Distinct participant numbers of school pupils attending active schools term time extra-curricular programme	Data Only	8,852	10,242	12,313	3,565	3,965	N/A	3,867	4,481			
ERC043	MI	Number of coach education courses delivered for local sporting workforce	Data Only	25	31	21	9	2	4	6	9			
ERC044	MI	Number of participants attending coach education workshops	Data Only	181	384	286	108	11	94	65	116			

ERC045	MI	Amount of funding sourced externally to support local projects	Data Only	£14,860	£43,832	£42,508	Not measured for Quarters	Not measured for Quarters						
ERC021a	Local	Number of participants taking part in targeted programmes (Active Schools & Community Sport)	888	494	845	885	216	203	147	182	353			







Operational Indicators

2. Leisure Services

Code	Code	Short Name	Current Target	2023/24	2024/25	2025/26	Q4 2024/25	Q1 2025/26	Q2 2025/26	Q3 2025/26	Q4 2025/26	Latest Note	Short Term Trend Arrow	Status
				Value	Value	Value	Value	Value	Value	Value	Value			
ERC027	MI	Total attendance at ALL leisure facilities (MC+MLC)	Data Only	1,009,720	1,083,837	754,003	1,083,837	253,207	499,314	754,003				
ERC018c	Local	Total number of admissions to MC leisure services	117,500	529,101	491,911	472,694	491,911	115,126	227,820	342,205	472,694			
ERC018b	Local	% Cumulative increase in admissions for MC leisure services	5%	8.8%	-7.1%	-3.9%	-7.1%	-8.1%	-3.8%	-2.85%	-3.9%			
SCC1	MI	Number of attendances per 1,000 population to all MC pools (cumulative)	Data Only	2,899	2,914	2,694	2,914	698	1,357	2,008	2,694			
EdS407.1	Local	Number of Attendances (5 Traditional Swimming Pools) MC Leisure Services (cumulative)	252,000	278,259	279,781	258,627	279,781	67,024	130,226	192,721	258,627	Have experienced various short term facility closures during financial year which has impacted admission levels.		
EdS407.2	Local	Number of Attendances (Health and Fitness) MC Leisure Services (cumulative)	115,500	128,405	125,246	130,878	125,246	31,058	61,987	92,547	130,878			
EdS407.5	Local	Number of Attendances (Staffed Community Centres) MC Leisure Services (cumulative)	84,000	122,437	86,884	83,189	86,884	17,044	35,607	56,937	83,189			

EdS409.1	MI	Number of Attendances (Swimming Pools) MLC (cumulative)	Data Only	168,069	165,701	127,387	165,701	42,474	92,394	127,387	N/A			
EdS409.2	MI	Number of Attendances (Health and Wellness) MLC (cumulative)	Data Only	254,940	367,251	253,131	367,251	83,269	163,063	253,131	N/A			
EdS409.5	MI	Number of Attendances (Childcare) MLC (cumulative)	Data Only	12,485	11,810	1,511	11,810	1,511	1,511	1,511	N/A			
EdS409.6	MI	Number of Attendances (Ice Rink) MLC (cumulative)	Data Only	44,122	46,068	28,769	46,068	10,039	13,169	28,769	N/A			
EdS407.3a	MI	Number of bookings for grass pitches maintained by Moray Council	Data Only	460	310	479	33	156	165	90	68			
EdS407.3b	MI	Number of bookings for Astro pitches maintained by Moray Council	Data Only	3,273	3,751	3,828	1,063	632	1,192	910	1,094			

Operational Indicators														
3. Libraries and Information Services														
Code	Code	Short Name	Current Target	2023/24	2024/25	2025/26	Q4 2024/25	Q1 2025/26	Q2 2025/26	Q3 2025/26	Q4 2025/26	Latest Note	Short Term Trend Arrow	Status
				Value	Value	Value	Value	Value	Value	Value				
ERC046	MI	Total physical visits to library facilities (Static & Mobile) during the period	Data Only	261,397	278,272	287,876	67,188	73,302	81,183	65,649	67,742	Multiple libraries closed across the service for a total of 5 weeks (Elgin=3, Buckie=1, Forres=1) for refurbishment during this period.		
ERC046b	MI	Total physical 'Loans' from library facilities (Static & Mobile) during the period	Data Only	251,483	230,634	218,095	56,503	54,355	61,475	51,829	50,436	Multiple libraries closed across the service for a total of 5 weeks (Elgin=3, Buckie=1, Forres=1) for refurbishment during this period		
ERC047	MI	Total digital visits to library facilities during the period	Data Only	126,898	137,431	200,006	27,528	39,483	49,720	50,164	60,639			
ERC047b	MI	Total digital 'Loans' from library facilities during the period	Data Only	32,613	45,634	57,343	13,232	11,219	12,163	15,802	18,159			
ERC048	MI	Numbers of public attending a 'Wellbeing' Event during the period	Data Only	2,764	5,196	4,678	1,439	1,298	1,186	1,038	1,156			

ERC049	MI	Attendance at Children's and Young People events	Data Only	21,668	29,481	26,469	5,758	8,423	6,021	5,879	6,146			
ERC050	MI	Participation with Digital Learning Opportunities (Activity & Enquiry)	Data Only	5,868	7,672	5,117	2,054	1,079	1,116	1,503	1,419			
ERC051	MI	Participation with Cultural Heritage (Activity & Enquiry)	Data Only	1,879	1,207	1,175	362	370	291	216	298			
EdS511.10	MI	Number of new learners at Moray Libraries Learning Centres	Data Only	238	187	107	91	39	23	31	14		