



# 2025-26 Quarter to March 2026 Education Performance Report – Service Performance Indicators









PI Status		Long Term Trends		Short Term Trends	
	Alert		Improving		Improving
	Warning		No Change		No Change
	OK		Getting Worse		Getting Worse
	Unknown				
	Data Only				




Operational indicators Primary School Education									
Code	Code	Short Name	Current Target	2022/23	2023/24	2024/25	Latest Note	Short Term Trend Arrow	Status
				Value	Value	Value			
CHN1	Nat(b)	Cost per Primary School Pupil	£7,299	£7,163	£7,178	<b>£7,252</b>	<b>Family Group Rank 2/8</b> <b>National Rank 7/32</b>  East Lothian £6,791 Moray £7,252 Fife £7,381 East Ayrshire £7,634 Perth & Kinross £8,200 South Ayrshire £8,020 Stirling £8,290 North Ayrshire £8,668  <b>Family Group Average £7,780</b> <b>National Average £7,606</b>		

Code	Code	Short Name	Current Target	2022/23	2023/24	2024/25	Latest Note	Short Term Trend Arrow	Status
				Value	Value	Value			
CHN10	Nat(b)	Proportion of adults satisfied with local schools	74.7%	76.7%	73.0%	<b>67.3%</b>	<b>Family Group Rank 6/8</b> <b>National Rank 23/32</b>  Stirling 83.3% Angus 71.3% East Lothian 71.0% Argyll & Bute 70.3% Highland 69.0% <i>Moray 67.3%</i> Midlothian 62.3% Scottish Borders 61.7%  <b>Family Group Average 69.5%</b> <b>National Average 69.0%</b>		

### 3. Operational indicators

#### 3.3 Secondary School Education

Code	Code	Short Name	Current Target	2022/23	2023/24	2024/25	Latest Note	Short Term Trend Arrow	Status
				Value	Value	Value			
CHN2	Nat(b)	Cost per Secondary School Pupil	£8,866	£9,131	£9,250	<b>£9,211</b>	<b>Family Group Rank 4/8</b> <b>National Rank 14/32</b>  East Lothian £8,794 Fife £8,970 East Ayrshire £9,071 <i>Moray £9,211</i> South Ayrshire £9,470 Stirling £9,764 North Ayrshire £10,278 Perth & Kinross £10,705  <b>Family Group Average £9,533</b> <b>National Average £9,338</b>		
EdS093	Local(b)	School Leaver destinations - % entering full-time higher education	Data Only	33%	30.8%	<b>34.7%</b>	School Leaves - Higher Education Moray - 34.7% (+3.9) Virtual Comparator - 39.3% (+4.7) Northern Alliance - 39.4% (+1.8) National - 42.3% (+1.5)		
EdS094	Local(b)	School Leaver destinations - % entering full-time further education	Data Only	29.2%	24.5%	<b>23.8%</b>	School Leavers - Further Education Moray - 23.8% (-0.7) Virtual Comparator - 27.0% (-1.8) Northern Alliance - 20.8% (-3.8) National - 26.0% (-0.4)		

Code	Code	Short Name	Current Target	2022/23	2023/24	2024/25	Latest Note	Short Term Trend Arrow	Status
				Value	Value	Value			
EdS095	Local(b)	School Leaver destinations - % entering employment	Data Only	28.9%	34.1%	<b>30.2%</b>	School Leaver - Employment Moray – 30.2% (-3.9) Virtual Comparator – 27.0% (+0.3) Northern Alliance – 30.2% (+0.2) National – 21.6% (-1.5)	↓	
EdS096	Local(b)	School Leaver destinations - % entering training	Data Only	0.7%	1.2%	<b>1.3%</b>	School Leavers - Training Moray – 1.3% (+0.1) Virtual Comparator – 3.5% (-0.4) Northern Alliance – 2.7% (+0.5) National – 4.0% (+0.1)	↑	
is09a	Local(b)	% of leavers from publicly funded secondary schools in positive follow-up destinations (9 months after leaving school)	Data Only	92.5%	<b>91.3%</b>	June 2026	2023/24 Follow Up Leaver Positive Destinations (%) – <b>Moray – 91.3% (903 / 989 leavers)</b> <b>Scotland – 93.1% (52,006 / 55,847 leavers)</b>  Positive Destination – Moray v Scotland Higher Education – 28.1% v 38.1% Further Education – 19.9% v 21.9% Employment – 38.8% v 28.8% Training - 1.7% v 2.8% Voluntary Work - 0.5% v 0.7% Personal Skills Development - 2.2% v 0.7%  Negative Destination - (Unemployed Seeking - 3.9% v 3.5% Unemployed Not Seeking - 2.7% v 2.6% Unknown - 2.0% v 0.8%)	↓	

### 3. Operational indicators

#### 3.5 Additional Support Needs

Code	Code	Short Name	Current Target	2022/23	2023/24	2024/25	Latest Note	Short Term Trend Arrow	Status
				Value	Value	Value			
EdS603.01	Local	% pupils with Additional Support Needs		40.6%	41.6%	<b>40.9%</b>	<b>MORAY – 40.9%</b> Primary – 33.2 Secondary – 50.1%	↑	