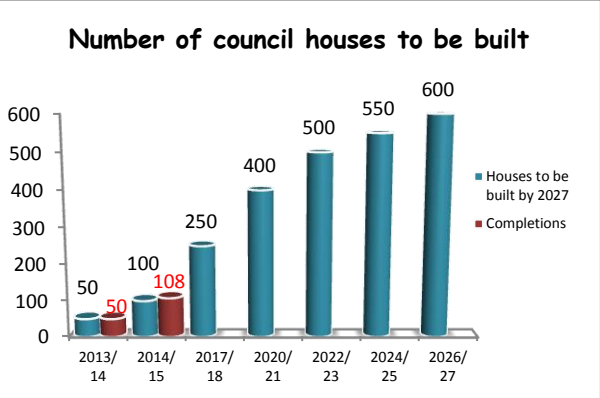
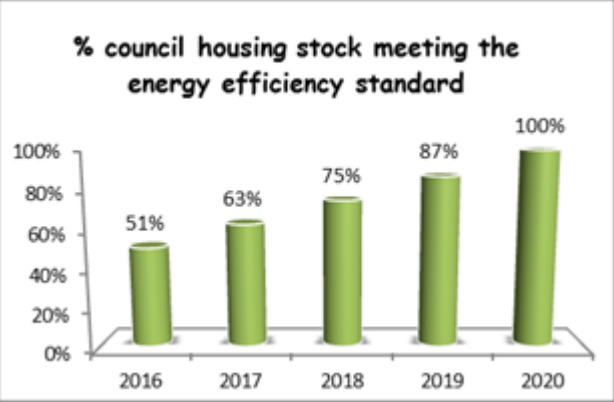
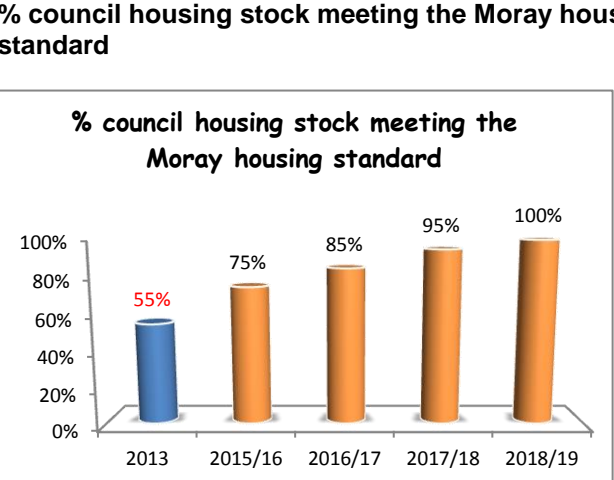
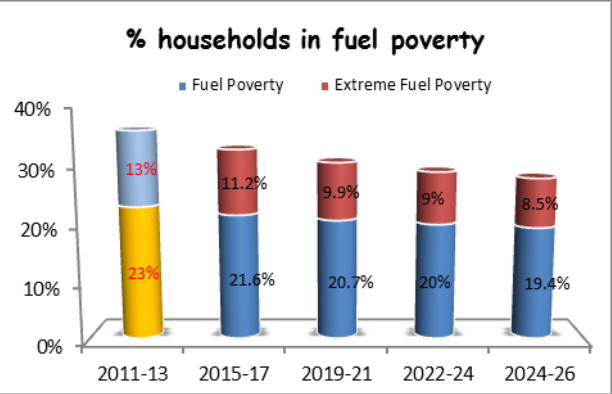


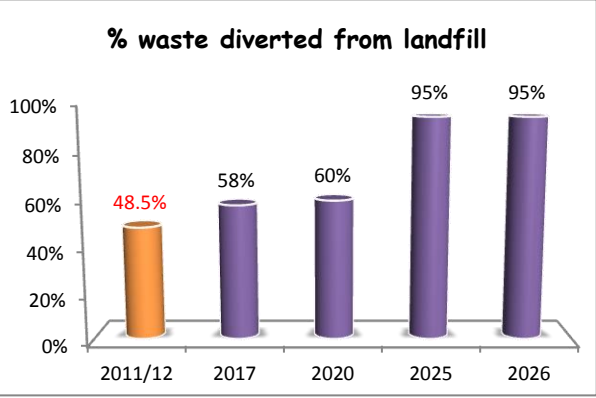
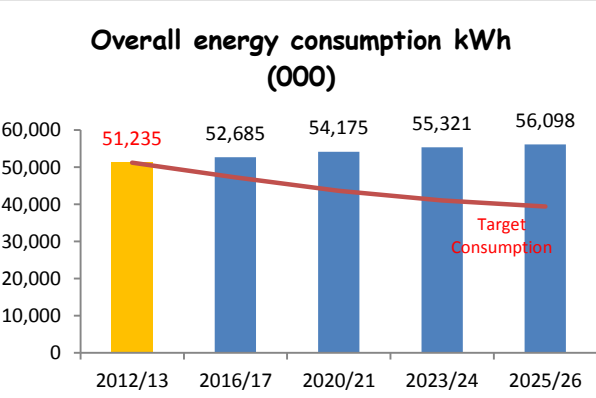
Sustainability and Communities Partnership

Action Plan 2016/17

What is our 2026 target?	What will we do in 2016/17 (List each major contributory action)	Who will do it? (Consider Role if any for CP Partners)	What are our milestones for each Contributory Action?	Milestone RAG Status	Target Confidence Rating	Is Target still Relevant? Should it be amended? Comments?
<p>Number of council houses to be built</p>  <p>Chart 44</p>	<p>Exceeding targets at present. Target equates to 50 a year but Council delivered 96 in 15/16 due to having shovel ready projects in place and taking full advantage of SG funding made available for new build housing programmes.</p> <p>Aiming for 50 in 16/17 at present but Housing Business Plan review will dictate whether target of 50 is still achievable in light of developer contribution changes.</p>	<p>Currently The Moray Council (TMC) only. Consider contribution Registered Social Landlords (RSL) could make.</p> <p>Difficulties in collection of RSL data.</p>	<p>Housing Business Plan review by Dec 2016 to determine affordability of future growth beyond 2023.</p> <p>The Strategic Housing Investment Programme (SHIP) to be presented to Scottish Government by 30 November 2016 setting out new build projects for 2017 – 2020</p>		3	<p>Target is still a reasonable indicator of properties available for social rent in Moray but omits RSL stock.</p> <p>Land acquisition will become more of an issue in future years as will affordability.</p> <p>SCP to is considering widening out scope of affordable housing to include properties for sale and mid-market rent.</p>
<p>% council housing stock meeting the energy efficiency standard</p> <p>Chart 45</p>	<p>The Energy Efficiency Standard for Social Housing (ESSH) is a revision of some element of the previous SHQS and concentrates exclusively on the energy efficiency of the property. 95% of our housing stock met SHQS allowing for exemptions and abeyances.</p>	<p>This target relates to Council housing only or 71.64% of social rented housing stock</p> <p>RSL providers in Moray have the same legal requirement (28.36%).</p>	<p>Actions for 2016/17 include £1.3m to be spent on heating upgrades and £300k on other energy efficiency measures.</p>		3	<p>Still a useful target.</p>

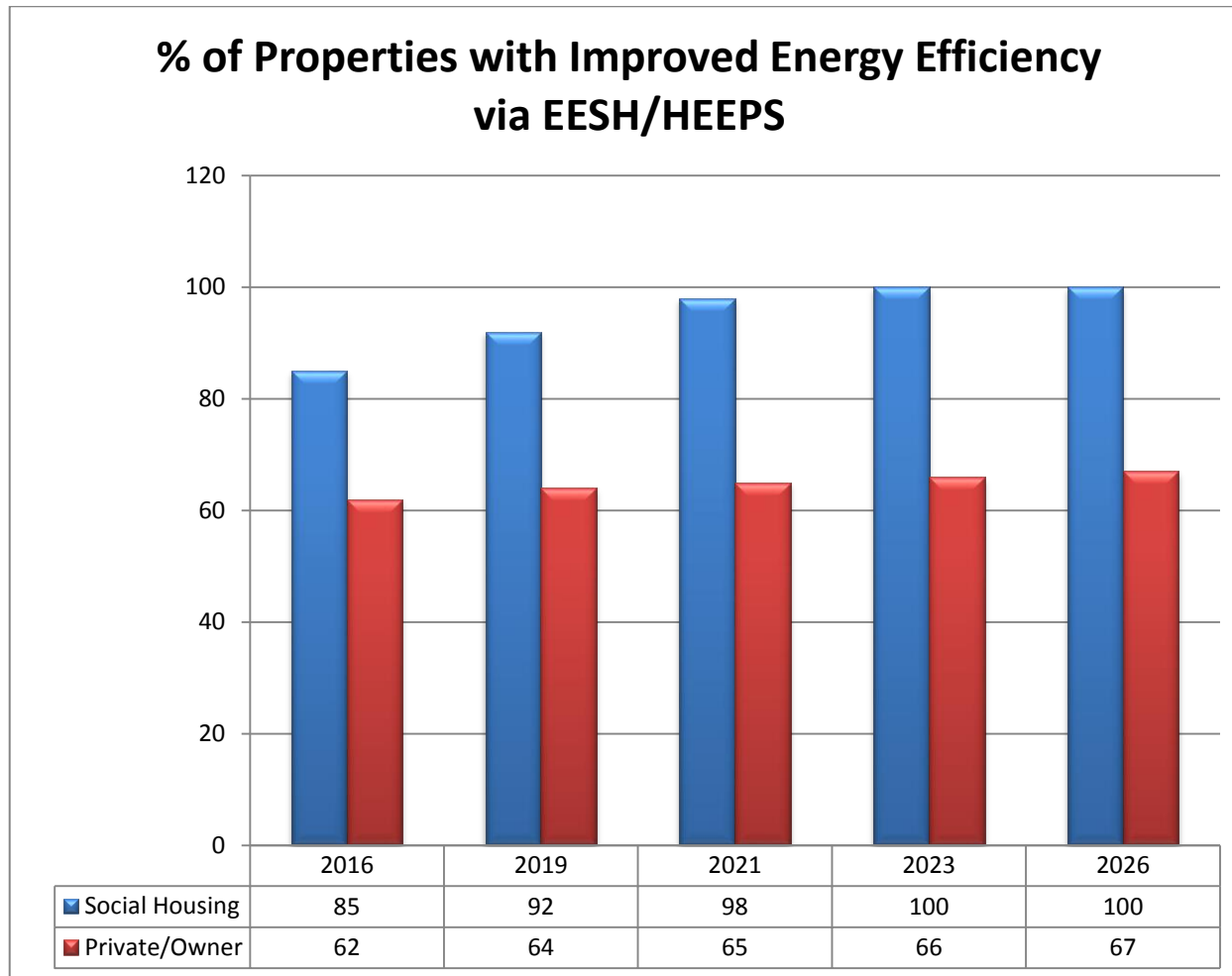
What is our 2026 target?	What will we do in 2016/17 (List each major contributory action)	Who will do it? (Consider Role if any for CP Partners)	What are our milestones for each Contributory Action?	Milestone RAG Status	Target Confidence Rating	Is Target still Relevant? Should it be amended? Comments?
<p>% council housing stock meeting the energy efficiency standard</p>  <p>Chart 45</p>	<p>Statutory requirement to be fully compliant with EESSH by 2020. Currently on target to achieve this – over 51% for 2016.</p> <p>Allowable exemptions and Abeyances for EESSH would be reviewed annually but will only be submitted to the SG as at 31 March 2020 as a final reconciliation.</p>	<p>SCP should consider contributions that RSLs could make.</p> <p>Difficulties in collation of RSL data however.</p>	<p>Progress to be reviewed at mid-point 2018.</p>			
<p>% council housing stock meeting the Moray housing standard</p>  <p>Chart 46</p>	<p>At the end of 2015/16, 75.67% of the Council's housing stock met the current Moray Housing Standard (MHS). Work was accelerated in 205/16 to reflect future spend required for EESSH.</p> <p>The Council is on track to meet the MHS by 31 March 2019.</p>	<p>The MHS only applies to TMC.</p>	<p>The Council's housing investment strategy plus EESSH related improvements will deliver MHS.</p> <p>This is an annual programme of work.</p>		4	<p>Still relevant but the SCP is considering other targets which are potentially more relevant such as a food target.</p>

What is our 2026 target?	What will we do in 2016/17 (List each major contributory action)	Who will do it? (Consider Role if any for CP Partners)	What are our milestones for each Contributory Action?	Milestone RAG Status	Target Confidence Rating	Is Target still Relevant? Should it be amended? Comments?																								
<p>% households in Fuel Poverty</p>  <table border="1"> <caption>Data for Chart 47: % households in fuel poverty</caption> <thead> <tr> <th>Period</th> <th>Fuel Poverty (%)</th> <th>Extreme Fuel Poverty (%)</th> <th>Total (%)</th> </tr> </thead> <tbody> <tr> <td>2011-13</td> <td>23%</td> <td>13%</td> <td>40%</td> </tr> <tr> <td>2015-17</td> <td>21.6%</td> <td>11.2%</td> <td>32.8%</td> </tr> <tr> <td>2019-21</td> <td>20.7%</td> <td>9.9%</td> <td>30.6%</td> </tr> <tr> <td>2022-24</td> <td>20%</td> <td>9%</td> <td>29%</td> </tr> <tr> <td>2024-26</td> <td>19.4%</td> <td>8.5%</td> <td>27.9%</td> </tr> </tbody> </table> <p>Chart 47</p>	Period	Fuel Poverty (%)	Extreme Fuel Poverty (%)	Total (%)	2011-13	23%	13%	40%	2015-17	21.6%	11.2%	32.8%	2019-21	20.7%	9.9%	30.6%	2022-24	20%	9%	29%	2024-26	19.4%	8.5%	27.9%	<p>Figures for Chart 47 are gathered from the Scottish House Condition Survey (SHCS). This is a small sample survey and data from this is used to determine fuel poverty in Moray. The position could be better or worse. The main causes of fuel poverty include household income, fuel prices and energy efficient homes. The only part of fuel poverty that the SCP can address is energy efficient homes. Fuel poverty has got worse since 2011/13 with 40% of households now in this category – of which 12% are in extreme fuel poverty.</p>	<p>TMC; RSL; SSE; REAP</p>	<p>The 2012-14 SHCS was published in Jan 2016. For all Scotland, 35% of households are in fuel poverty & 10% (EFP).</p> <p>A secondary target based on Energy Efficiency Rating Improvements has been developed - progress on that will depend on SG Home Energy Efficiency Programme (HEEPS) funding and 3 year SG spending programme announcement in autumn is hoped for.</p>		<p>1</p>	<p>The SCP intends to substitute the fuel poverty target with a new target shown at the end of the table in 2017. Fuel poverty is still a critical issue for MCPP, but the SCP's view is that greater direct influence can be exerted over the replacement target than over fuel poverty. The intention would be to provide fuel poverty information as part of the narrative to accompany the new target in the next review of the 10 year plan.</p> <p>The secondary target measures Energy Efficiency Ratings and progress to reduce E and F rated properties in Moray.</p>
Period	Fuel Poverty (%)	Extreme Fuel Poverty (%)	Total (%)																											
2011-13	23%	13%	40%																											
2015-17	21.6%	11.2%	32.8%																											
2019-21	20.7%	9.9%	30.6%																											
2022-24	20%	9%	29%																											
2024-26	19.4%	8.5%	27.9%																											

What is our 2026 target?	What will we do in 2016/17 (List each major contributory action)	Who will do it? (Consider Role if any for CP Partners)	What are our milestones for each Contributory Action?	Milestone RAG Status	Target Confidence Rating	Is Target still Relevant? Should it be amended? Comments?
<p>% waste diverted from landfill</p>  <p>Chart 48</p>	<p>Current recycling rate 57% at end 15/16. No figures yet for 16/17. On target for 58% by 2017 and 60% by 2020.</p>	<p>Currently TMC but Aberdeen City and Aberdeenshire are partners in the Energy from Waste(EfW) Plant which informs progress from 2022 onwards.</p>	<p>EfW in operation mid 2022; that leaves gap from 2020 when Regs change and Council is currently planning how to address this.</p>		3	<p>Still good target and broadly on track.</p>
<p>Energy consumption Kwh (000)</p>  <p>Revised Chart 49</p>	<p>The target is to reduce energy consumption and CO2 from Council buildings over the next 10 years by 20%.</p> <p>During 2015/16 6 energy audits were conducted in schools.</p> <p>Total energy use over the period is as follows:</p> <p>2013/14 – 45,040,545 2014/15 – 43,042,505 2015/16 - 43,801,134</p> <p>Overall progress to date = 14.5% reduction</p>	<p>ROG</p>	<p>Assess further the options from the Energy Consultant report for potential actions in 2016/17.</p> <p>Develop an Energy Strategy</p> <p>Complete 6 further school audits in 2016/17.</p>		3	<p>The 20% target remains challenging without major expenditure and/or changes in the Council's property portfolio.</p> <p>In 2015/16, the 2% reduction was not achieved with a 1.7% increase. This was due mainly to a colder year – albeit our fuel costs reduced by £105k when compared to 2014/15.</p> <p>The weather adjusted heating consumption reduced by approx. 15% however so the</p>

What is our 2026 target?	What will we do in 2016/17 (List each major contributory action)	Who will do it? (Consider Role if any for CP Partners)	What are our milestones for each Contributory Action?	Milestone RAG Status	Target Confidence Rating	Is Target still Relevant? Should it be amended? Comments?
						underlying trend is positive.

For possible secondary target: - For discussion



Projected figures as at 2026. The social housing figures are based on existing exemptions/abeyances. One area that cannot be factored into the target would be properties that deteriorate during the period. This again is not in the control of the Partnership.

Moray EPCs - source: Energy Saving Trust Home Analytics v3

