

REPORT TO: CHILDREN & YOUNG PEOPLE'S SERVICES COMMITTEE ON 2 DECEMBER 2009

SUBJECT: CHILDREN & FAMILIES PERFORMANCE REPORT, SECOND QUARTER , JULY - SEPTEMBER 2009

BY: DIRECTOR OF COMMUNITY SERVICES

1. REASON FOR REPORT

- 1.1 The Committee is invited to scrutinise the Performance Indicators for the Children and Families Service for the quarter, 1 July to 30 September 2009, as detailed in **APPENDIX 1** to the report.
- 1.2 This report is submitted to Committee in terms of the Council's Administrative Scheme relating to the exercise of the function of the Council as a Social Work Authority.

2. RECOMMENDATION

- 2.1 **It is recommended that the Committee scrutinise the performance indicators contained within APPENDIX 1.**

3. BACKGROUND

- 3.1 The revised performance management framework was approved at the special meeting of the Full Council on 30 September 2009. As a result Service Outcome and Service Standard indicators are included in **APPENDIX 1**. With the introduction of the revised framework, a review of performance indicators was undertaken and the indicators included in this report are new indicators. Therefore results for some are not available, however collection processes are being put in place to ensure quarter 3 reporting. Some indicators previously submitted, although still collected for use within the service, may not routinely be reported but will be available to support service reports.
- 3.2 Targets will be applied, based on quarter 2 performance for quarter 3 reporting where appropriate, otherwise targets will be established for 2010/11 reporting.

4. Performance Summary

- 4.1 Children and Families Service performance is presented across 4 areas of activity and involves 11 Service Outcome indicators and 3 Service Standard indicators.
- 4.2 There are no performance indicators that have failed to meet the amber threshold. One indicator is slightly below target, work is ongoing to increase performance over the reporting year.

5. SUMMARY OF IMPLICATIONS

(a) Single Outcome Agreement/Service Improvement Plan

This report is in line with National Outcome 8 – We have improved the life chances for children, young people and families at risk.

(b) Policy and Legal

This report covers the Children & Families reporting requirements for Children & Young People's Service Committee.

(c) Resources (Financial, Risks, Staffing and Property)

None.

(d) Consultations

Consultation has taken place with the Head of Children & Families and the Performance & Strategy Manager who are in agreement with the information set out in **APPENDIX 1**.

6. CONCLUSION

6.1 That the Committee scrutinise the performance indicators presented for the Children & Families Service.






Author of Report: Gavin McClafferty, Research & Information Officer
Background Papers: Held by Author
Ref: HB697885

CHILDREN & YOUNG PEOPLE'S SERVICES COMMITTEE REPORT QUARTER 2







APPENDIX 1

Report Author: Gavin McClafferty
Report Type: PI Report
Generated on: 03 November 2009







PI Status	
	Alert
	Warning
	OK
	Unknown
	Data Only




Care Placement

Cat	Service Outcome/Statement	Code & Name	Target	2007/08	2008/09	2009/10	Q2 2008/09	Q3 2008/09	Q4 2008/09	Q1 2009/10	Q2 2009/10	Latest Note	Status
				Value	Value	Value	Value	Value	Value	Value	Value		
SO	While children cannot stay at home, their upbringing, while they are away, is as near to normal as possible.	CSCF001 % of Looked After and Accommodated Children in: a) Family settings b) Residential c) Out of Area Placements d) Secure	Data only	N/A	N/A	N/A	N/A	N/A	N/A	N/A	a) 82% b) 10% c) 6% d) 0.6%	New indicator results gathered in this year will inform target setting.	
SO	Plans for alternative care arrangements for looked after children meet their needs.	CSCF002 % Looked After and Accommodated Children and Young People showing evidence of progress at Review.	Data only	N/A	N/A	N/A	N/A	N/A	N/A	N/A	72%	New indicator results gathered in this year will inform target setting.	
SO	Plans for alternative care arrangements for looked after children meet their needs.	CSCF003 % Looked After Children attaining Maths and English at SCQF level 3 or above	Data only	N/A	N/A	N/A	N/A	N/A	N/A	N/A	N/A	New indicator, results will be presented in Quarter 3.	
SO	Plans for alternative care arrangements for looked after children meet their needs.	CSCF004 The number of available foster placements	Data only	N/A	N/A	N/A	N/A	N/A	N/A	87	88	New indicator results gathered in this year will inform target setting.	
SS	All young people entering residential care will have a Care Plan completed within four weeks of their placement starting	CSCF005 % of Care Plans prepared within 4 weeks	100%	N/A	N/A	N/A	N/A	N/A	N/A	N/A	100%		
SS	We will ensure that all fostering and adoption assessments will be completed within six months of the application form being received.	CSCF006 Percentage of fostering and adoption assessments completed within six months of acceptance of application.	100%	N/A	N/A	N/A	N/A	N/A	N/A	N/A	80%	New indicator results gathered in this year will inform target setting.	

Casework Services

Cat	Service Outcome/Statement	Code & Name	Target	2007/08	2008/09	2009/10	Q2 2008/09	Q3 2008/09	Q4 2008/09	Q1 2009/10	Q2 2009/10	Latest Note	Status
				Value	Value	Value	Value	Value	Value	Value	Value		
SO	Children's needs are met at home and within their own families whenever possible.	CSCF012 The number, per thousand of the child population in Moray, looked after and accommodated by the local authority	Data only	N/A	N/A	N/A	N/A	N/A	N/A	N/A	8.6 per 1000	New indicator results gathered in this year will inform target setting.	
SO	Compulsory measures are only used when children's needs cannot be safely met through agreement.	CSCF013 The number, per thousand of the child population in Moray, subject to compulsory measures of supervision or care	Data only	N/A	N/A	N/A	N/A	N/A	N/A	N/A	9.9 per 1000	New indicator results gathered in this year will inform target setting.	
SO	The needs of children and young people using the service are being met.	CSCF014 % services users showing evidence of progress at Review	Data only	N/A	N/A	N/A	N/A	N/A	N/A	N/A	70%	New indicator results gathered in this year will inform target setting.	
SO	Persistent young offenders are learning to be responsible.	CSCF015 % reduction in the rate of re-offending by persistent offenders: a) during intervention b) six months after intervention	Data only	N/A	N/A	N/A	N/A	N/A	N/A	N/A	a) 94% b) 76%	New indicator results gathered in this year will inform target setting.	

Community Support Services

Cat	Service Outcome/Statement	Code & Name	Target	2007/08	2008/09	2009/10	Q2 2008/09	Q3 2008/09	Q4 2008/09	Q1 2009/10	Q2 2009/10	Latest Note	Status
				Value	Value	Value	Value	Value	Value	Value	Value		
SO	Effectiveness of support in meeting children's needs.	CSCF018 % of positive outcomes on closure or review	Data only	N/A	N/A	N/A	N/A	N/A	N/A	N/A	67%	New indicator results gathered in this year will inform target setting.	
SO	Effectiveness of the Children's Rights Service in supporting children's participation in the making of decisions affecting their lives and circumstances.	CSCF019 Children and young people, report that their views, wishes and intentions have been effectively presented to the appropriate forum	90%	N/A	N/A	N/A	N/A	N/A	N/A	N/A	N/A	New indicator, results will be presented in Quarter 3.	
SS	All families referred to the Supporting Moray Families Project will receive an initial response within two weeks.	CSCF020 Percentage of responses made within two weeks	Data only	N/A	N/A	N/A	N/A	N/A	N/A	N/A	100%	New indicator results gathered in this year will inform target setting.	

Social Work Training

Cat	Service Outcome/Statement	Code & Name	Target	2007/08	2008/09	2009/10	Q2 2008/09	Q3 2008/09	Q4 2008/09	Q1 2009/10	Q2 2009/10	Latest Note	Status
				Value	Value	Value	Value	Value	Value	Value	Value		
SO	<p>Social services are provided by appropriately qualified staff.</p> <p>Action: To ensure staff are supported to achieve qualifications necessary to register with Scottish Social Services Council.</p> <p>Registration is a major part of the drive for higher standards in social services. To register, a worker must satisfy the criteria for registration. This includes holding the appropriate qualifications for the job they do and being able to evidence good character.</p>	CSCF023 % of relevant staff accessing appropriate SSSC register	Data only	N/A	N/A	N/A	N/A	N/A	N/A	N/A	N/A	New indicator, results will be presented in Quarter 3.	