






Educational Services Service Performance




Generated on: 20 May 2010



APPENDIX 2







| PI Status | |
|--|-----------|
|  | Alert |
|  | Warning |
|  | OK |
|  | Unknown |
|  | Data Only |





Educational Support Services Additional Support Needs

| Cat | Service Outcome/Statement | Code & Name | Target | 2007/08 | 2008/09 | 2009/10 | Q3 2008/09 | Q4 2008/09 | Q1 2009/10 | Q2 2009/10 | Q3 2009/10 | Q4 2009/10 | Latest Note | Status |
|-----|--|--|-----------|---------|---------|---------|---------------------------|------------|------------|------------|------------|--|---|---|
| | | | | Value | Value | Value | Value | Value | Value | Value | Value | Value | | |
| SO | Children will be able to access education regardless of disability, gender, race or ethnic background. | EdS503.4 % of schools which have a written statement about their policy and practices on Equalities and Fairness | 100% | N/A | 100% | 100% | 100% | 100% | 100% | 100% | 100% | 100% | Equality Bill 2009 and how it will affect the duties of Local Authorities and therefore schools is presently under consultation. It may be that present policies relating to Race, Disability and Gender will require amendment by schools who may need to re-consider existing policies. |  |
| SO | Children's education is supported in an integrated manner by all relevant agencies. | EdS601.1 % of Co-ordinated Support Plans created and reviewed within required timescales | 100% | 100% | 100% | 77.5% | 100% | 100% | N/A | N/A | 100% | 55% | New / changed indicator for 2009/10. 6 CSPs were created with 5 CSPs created within timescale. 23 CSPs were due for review with 11 completed within timescale. Some confusion over the new procedure occurred during this reporting quarter which has since been clarified therefore performance will improve in future reporting quarters. |  |
| SO | Children will be able to participate in education | EdS601.51 % of children and young people educated | Data only | 0.3% | 0.4% | 0.5% | Not measured for Quarters | | | | | New indicator for 2009/10. Results will be reported from quarter 3 and will inform target setting for 2010/11. |  | |



| Cat | Service Outcome/Statement | Code & Name | Target | 2007/08 | 2008/09 | 2009/10 | Q3 2008/09 | Q4 2008/09 | Q1 2009/10 | Q2 2009/10 | Q3 2009/10 | Q4 2009/10 | Latest Note | Status |
|-----|--|--|-----------|---------|---------|---------|---------------------------|------------|------------|------------|------------|------------|--|---|
| | | | | Value | Value | Value | Value | Value | Value | Value | Value | Value | | |
| | and social interaction with their peers. | outwith the area or in specialised educational facilities - Primary | | | | | | | | | | | | |
| SO | Children will be able to participate in education and social interaction with their peers. | EdS601.52 % of children and young people educated outwith the area or in specialised educational facilities - Secondary | Data only | 0.7% | 0.7% | 0.7% | Not measured for Quarters | | | | | | Results extracted from government statistical publication notice, Pupils in Scotland 2009. National average - 3.8% Comparator average - 1.5%. |  |
| SS | Parents/carers will have access to, on request, written policies reflecting statutory requirements relating to Additional Support for Learning (ASfL). | EdS001 % of Schools which have a written statement about their policy and practices in relation to Additional Support for Learning | 100% | N/A | 100% | 100% | Not measured for Quarters | | | | | | Annual indicator. The Education [Additional Support for Learning] Act [Scotland] 2009 will make additional demands on schools and Authorities to provide information and material. Requirements for implementation at school level are still being considered. |  |






Educational Development Services Childcare







| Cat | Service Outcome/Statement | Code & Name | Target | 2007/08 | 2008/09 | 2009/10 | Q3 2008/09 | Q4 2008/09 | Q1 2009/10 | Q2 2009/10 | Q3 2009/10 | Q4 2009/10 | Latest Note | Status |
|-----|--|--|-----------|---------|---------|---------|---------------------------|------------|------------|------------|------------|------------|-------------------|---|
| | | | | Value | Value | Value | Value | Value | Value | Value | Value | Value | | |
| SO | Children will be able to access day care and wraparound care provision in their local authorities. | EdS002 Number of Ante-pre school registrations | Data only | 700 | 690 | 670 | Not measured for Quarters | | | | | | Annual indicator. |  |
| SO | Children will be able to access day care and wraparound care provision in their local authorities. | EdS002.1 % of those eligible for Ante-pre school registrations | Data only | 101% | 97% | 89.5% | Not measured for Quarters | | | | | | Annual indicator. |  |
| SO | Children will be able to access day care and wraparound care provision in their local authorities. | EdS003 Number of Pre school registrations | Data only | 880 | 850 | 840 | Not measured for Quarters | | | | | | Annual indicator. |  |
| SO | Children will be able to access day care and wraparound care provision in their local | EdS003.1 % of those eligible for Pre school registrations | Data only | 109% | 103% | 96.3% | Not measured for Quarters | | | | | | Annual indicator. |  |








| Cat | Service Outcome/Statement | Code & Name | Target | 2007/08 | 2008/09 | 2009/10 | Q3 2008/09 | Q4 2008/09 | Q1 2009/10 | Q2 2009/10 | Q3 2009/10 | Q4 2009/10 | Latest Note | Status |
|-----|---|---|--------|---------|---------|---------|---------------------------|------------|------------|------------|------------|------------|---|---|
| | | | | Value | Value | Value | Value | Value | Value | Value | Value | Value | | |
| | authorities. | | | | | | | | | | | | | |
| SO | Children in registered childcare facilities will be cared for by appropriately qualified and trained staff. | EdS602.1 % of staff in registered childcare provision that are qualified to SSSC requirements | 66% | 76% | 79% | 75% | Not measured for Quarters | | | | | | Annual indicator. An annual audit, to ensure compliance in relation to childcare workers qualifications, is undertaken by Moray Childcare Partnership. |  |
| SO | Children in registered childcare facilities will be cared for by appropriately qualified and trained staff. | EdS602.2 Number of Continuing Professional Development (CPD) Courses for Childcare workers | 23 | 40 | 44 | 19 | 25 | 44 | 3 | 10 | 16 | 19 | The annual target for this indicator is 23. Cumulative result. The number of courses offered has reduced as Moray Childcare Partnership charge for courses, where, previously all courses were free of charge. The Partnership cancel courses where there is poor uptake. The target will be adjusted for 2010/11 to reflect this change in arrangements. |  |
| SO | Children in registered childcare facilities will be cared for by appropriately qualified and trained staff. | EdS602.3 % uptake of CPD by Childcare workers | 95% | 94.25% | 96.43% | 82.75% | 98% | 97% | 89% | 95% | 58% | 89% | The Scottish Social Services Council Monitors compliance with their requirements that Childcare workers undertake 60 hours of CPD training per year. In this reporting quarter, a maximum of 109 training places were available, 75 applied and 67 attended. Charges were introduced which has had a significant impact on numbers attending. |  |
| SO | Every parent/carer has access to the Childcare Information Service website. | EdS004 All information is available on the website and is kept up to date | 100% | N/A | N/A | 100% | N/A | N/A | 100% | 100% | 100% | 100% | |  |

Educational Support Services Community Learning and Development

| Cat | Service Outcome/Statement | Code & Name | Target | 2007/08 | 2008/09 | 2009/10 | Q3 2008/09 | Q4 2008/09 | Q1 2009/10 | Q2 2009/10 | Q3 2009/10 | Q4 2009/10 | Latest Note | Status |
|-----|---|--|-----------|---------|---------|---------|------------|------------|------------|------------|------------|------------|---|---|
| | | | | Value | Value | Value | Value | Value | Value | Value | Value | Value | | |
| SO | Young people will feel included in their community with a positive self image and outlook and there will be a reduction in anti-social behaviour. | EdS005 Number of Youth Achievement summaries completed | Data only | N/A | N/A | 438 | N/A | N/A | 213 | 155 | 35 | 35 | New indicator 2009/10. Results during 2009/10 will inform target for 2010/11. It is anticipated that results against this indicator will decrease towards the end of the year due to school leavers and school holiday periods. |  |
| SO | Young people will feel included in their community with a | EdS005.1 Number of award drop-ins developed | Data only | N/A | N/A | 17 | N/A | N/A | 7 | 9 | 1 | 0 | New indicator 2009/10. Results during 2009/10 will inform target for 2010/11. Staffing challenges hindering development, the situation |  |


| | | | | | | | | | | | | | | | |
|----|--|--|-----------|-----|-----|-------|-----|-----|-----|-----|-----|-------|--|---|---|
| | positive self image and outlook and there will be a reduction in anti-social behaviour. | | | | | | | | | | | | | is continually monitored. | |
| SO | Young people will feel included in their community with a positive self image and outlook and there will be a reduction in anti-social behaviour. | EdS005.2 Number of young people signed up for awards | Data only | N/A | N/A | 913 | N/A | N/A | 277 | 288 | 223 | 125 | | New indicator 2009/10. Results during 2009/10 will inform target for 2010/11. |  |
| SO | Young people will feel included in their community with a positive self image and outlook and there will be a reduction in anti-social behaviour. | EdS005.3 Number of youth action projects developed | Data only | N/A | N/A | 37 | N/A | N/A | 10 | 12 | 8 | 7 | | New indicator 2009/10. Results during 2009/10 will inform target for 2010/11. |  |
| SO | More people have the opportunity to participate/be involved in sport and physical activity to improve their health and wellbeing. Also to ensure that these opportunities are delivered in a structured, responsible manner. | EdS006 Number attending holiday and term-time sports coaching programmes | 1,500 | N/A | N/A | 2,938 | N/A | N/A | 235 | 623 | 941 | 1,411 | | Annual target, cumulative result. New indicator 2009/10. Quarterly targets reflecting seasonal fluctuations will be introduced for 2010/11 reporting. |  |
| SO | More people have the opportunity to participate/be involved in sport and physical activity to improve their health and wellbeing. Also to ensure that these opportunities are delivered in a structured, responsible manner. | EdS006.1 Number of coach education and training courses | 22 | N/A | N/A | 22 | N/A | N/A | 6 | 10 | 18 | 22 | | Annual target, cumulative result. New indicator 2009/10. Quarterly targets reflecting seasonal fluctuations will be introduced for 2010/11 reporting. |  |
| SO | More people have the opportunity to participate/be involved in sport and physical activity to improve their health and wellbeing. Also to ensure that these opportunities are delivered in a | EdS006.2 Number of sport specific development forum meetings | 10 | N/A | N/A | 50 | N/A | N/A | 16 | 13 | 9 | 12 | | |  |

| | | | | | | | | | | | | | | |
|----|--|---|-----------|-------|-------|--------|-------|-------|-------|-------|-------|-------|---|---|
| | structured, responsible manner. | | | | | | | | | | | | | |
| SO | More people have the opportunity to participate/be involved in sport and physical activity to improve their health and wellbeing. Also to ensure that these opportunities are delivered in a structured, responsible manner. | EdS006.3 Number of clubs working towards ClubCAP accreditation level - standard / enhanced | 10 | N/A | 6 | 9 | N/A | 6 | 6 | 8 | 9 | 9 | Annual target, cumulative result. New indicator 2009/10. Quarterly targets reflecting seasonal fluctuations will be introduced for 2010/11 reporting. |  |
| SO | The people of Moray have the opportunity to participate in or attend a wide range of arts activities, performances and projects. | EdS401.1 Number of opportunities offered outwith schools through the Arts Development Service | 17 | 7 | 28 | 23 | 21 | 28 | 6 | 10 | 18 | 23 | Cumulative results. |  |
| SO | The people of Moray have the opportunity to participate in or attend a wide range of arts activities, performances and projects. | EdS401.2 Number of participants experiencing the arts outwith schools | 3,500 | 4,755 | 4,629 | 11,108 | 3,831 | 4,629 | 1,706 | 2,274 | 3,323 | 3,805 | Cumulative results. |  |
| SO | The people of Moray have the opportunity to participate in or attend a wide range of arts activities, performances and projects. | EdS401.3 Number of professional artists/organisations in Moray used to deliver and support programmes of activity | Data only | N/A | N/A | 33 | N/A | N/A | 6 | 13 | 27 | 33 | Cumulative results. New indicator for 2009/10. Results during 2009/10 will inform target for 2010/11. |  |
| SO | The people of Moray have the opportunity to participate in or attend a wide range of arts activities, performances and projects. | EdS401.8 Number of grants awarded by Arts Council for Moray encouraging individuals, organisations and communities to develop their own programmes. | Data only | N/A | N/A | 19 | N/A | N/A | 16 | N/A | 3 | N/A | New indicator 2009/10. The Arts council for Moray has £7,500 in the current financial year to distribute. Maximum funding limits apply to any single organisation of £900 or to any single individual of £250. There was no meeting of the Arts Council during this reporting quarter. All funds have been distributed for 2009/10. |  |
| SO | More people have the opportunity to participate/be involved in sport and physical activity to improve their health and wellbeing. Also to ensure that these opportunities are delivered in a structured, responsible manner. | EdS413.4 Uptake of opportunities in the Be Active Life Long (BALL) project | 250 | 210 | 234 | 260 | 223 | 234 | 227 | 231 | 231 | 260 | Annual target, cumulative result. Quarterly targets reflecting seasonal fluctuations will be introduced for 2010/11 reporting. |  |





| | | | | | | | | | | | | | | |
|----|--|---|-------|------|-------|-------|---------------------------|-------|------|-------|-------|-------|---|---|
| SO | More people have the opportunity to participate/be involved in sport and physical activity to improve their health and wellbeing. Also to ensure that these opportunities are delivered in a structured, responsible manner. | EdS413.6 Number of young people attending Street Football initiative | 2,500 | N/A | 1,949 | 2,277 | 1,230 | 1,949 | 845 | 1,650 | 2,033 | 2,277 | Annual target, cumulative result. Quarterly targets reflecting seasonal fluctuations will be introduced for 2010/11 reporting. |  |
| SS | The people of Moray have the opportunity to participate in or attend a wide range of arts activities, performances and projects. | EdS501.1 % of live performances promoted across Moray through NEAT (North East Arts Touring) and attendance figures | 100% | N/A | 100% | 100% | 100% | 100% | 100% | 100% | 100% | 100% | In quarter 1, there were 18 performances with attendances of 1,039. In quarter 2, there were 7 performances with attendances of 410. In quarter 3, there were 8 performances with attendances of 380 and in quarter 4, there were 8 performances with attendances of 393. |  |
| SS | Every school will have opportunities to engage in high quality arts/creative/cultural learning experiences. | EdS501.2 % of schools in Moray in contact with the Cultural Co-ordinator Team at least once per year | 100% | 100% | 100% | 100% | Not measured for Quarters | | | | | |  | |
| SS | Structured sports programmes for school-aged children during school terms and the summer holiday will be published and provided. | EdS508.1 % of term-time and holiday sport coaching programmes for school-aged children published per year | 100% | N/A | 100% | 100% | 75% | 100% | 28% | 57% | 84% | 100% | Cumulative results. |  |
| SS | Annual forums to support the development of tennis, rugby, cricket, badminton, hockey and girls football in Moray will be arranged. | EdS508.2 % of forums held each year (tennis, rugby, cricket and badminton) | 100% | N/A | 100% | 92% | 100% | 100% | 100% | 100% | 67% | 100% | |  |
| SS | Annual training to ensure appropriately trained coaching staff in possession on the relevant national governing body coaching awards will be provided. | EdS508.3 % of sports coaching staff receiving annual in-service training | 100% | N/A | 82% | 77% | 82% | 82% | 50% | 58% | 74% | 77% | Cumulative results. Improvements from previous performance results were to offer in-service coaching on a variety of days and times to provide a greater choice and therefore better accommodate coaches' availability. The Sports Development Officer will further investigate this year's result and reinforce attendance requirements amongst coaching staff. It should be noted that, in addition, coaches may attend national coaching sessions. |  |
| SS | Annual community Sports Leader Award training will be organised for those that lead sports groups to | EdS508.4 % of Community Sport Leader Award training provided for those wishing to develop their leadership skills | 100% | N/A | 100% | 100% | 100% | 100% | 100% | 100% | 100% | 100% | |  |








| | | | | | | | | | | | | | | |
|--|--|--|--|--|--|--|--|--|--|--|--|--|--|--|
| provide then with the necessary leadership skills. | | | | | | | | | | | | | | |
|--|--|--|--|--|--|--|--|--|--|--|--|--|--|--|




Educational Services
Educational Central Services

| Cat | Service Outcome/Statement | Code & Name | Target | 2007/08 | 2008/09 | 2009/10 | Q3 2008/09 | Q4 2008/09 | Q1 2009/10 | Q2 2009/10 | Q3 2009/10 | Q4 2009/10 | Latest Note | Status |
|-----|--|--|--------|---------|---------|---------|------------|------------|------------|------------|------------|------------|-------------|---|
| | | | | Value | Value | Value | Value | Value | Value | Value | Value | Value | | |
| SO | For learners in Moray, the delivery of a Curriculum for Excellence is supported by the continuous professional development of our staff. | EdS404.2 % of evaluations of Continuing Professional Development courses that are good or very good. | 95% | 98.25% | 98.23% | 98.2% | 97.3% | 98.9% | 98% | 98% | 97.6% | 99% | |  |




Educational Resource Services
Leisure Management








| Cat | Service Outcome/Statement | Code & Name | Target | 2007/08 | 2008/09 | 2009/10 | Q3 2008/09 | Q4 2008/09 | Q1 2009/10 | Q2 2009/10 | Q3 2009/10 | Q4 2009/10 | Latest Note | Status |
|-----|--|--|-----------|---------|---------|---------|------------|------------|------------|------------|------------|------------|---|---|
| | | | | Value | Value | Value | Value | Value | Value | Value | Value | Value | | |
| SO | People have access to facilities (indoor and outdoor) that meet set for condition & suitability | EdS007.1 % of leisure facilities meeting condition & suitability targets | Data only | N/A | N/A | 90% | N/A | N/A | 90% | 90% | 90% | 90% | New indicator 2009/10. Results during 2009/10 will inform target for 2010/11. |  |
| SO | The portfolio of facilities (indoor and outdoor) is developed in line with available budget provision. | EdS007.2 Percentage of pitches and facilities available | Data only | N/A | N/A | 100% | N/A | N/A | 100% | 100% | 100% | 100% | New indicator 2009/10. Results during 2009/10 will inform target for 2010/11. |  |
| SO | More people are engaged more often in opportunities to address their own health and fitness. | EdS407.1 Number of Attendances (5 Traditional Swimming Pools) Leisure Services | 215,000 | 214,723 | 220,916 | 197,543 | 166,823 | 220,916 | 48,103 | 102,803 | 145,148 | 197,543 | Cumulative results. |  |
| SO | More people are engaged more often in opportunities to | EdS407.2 Number of Attendances (Health and Fitness) Leisure Services | 60,000 | 54,766 | 68,913 | 70,242 | 56,285 | 68,913 | 16,543 | 33,722 | 49,526 | 70,242 | Cumulative results. |  |







| Cat | Service Outcome/Statement | Code & Name | Target | 2007/08 | 2008/09 | 2009/10 | Q3 2008/09 | Q4 2008/09 | Q1 2009/10 | Q2 2009/10 | Q3 2009/10 | Q4 2009/10 | Latest Note | Status |
|-----|--|---|---------|---------|---------|---------|------------|------------|------------|------------|------------|------------|---|---|
| | | | | Value | Value | Value | Value | Value | Value | Value | Value | Value | | |
| | address their own health and fitness. | | | | | | | | | | | | | |
| SO | More people are engaged more often in opportunities to address their own health and fitness. | EdS407.3 Football Pitch / pavilion usage (per person) Leisure Services | 17,000 | 17,298 | 16,166 | 27,420 | 12,746 | 16,166 | 8,442 | 14,642 | 22,071 | 27,420 | Cumulative results. |  |
| SO | More people are engaged more often in opportunities to address their own health and fitness. | EdS409.1 Number of Attendances (Swimming Pools) MLC | 205,000 | 213,724 | 501,742 | 512,538 | 154,335 | 195,332 | 55,562 | 106,628 | 148,415 | 201,933 | Cumulative results. Attendances have picked up steadily due to improved lessons structure and changes to programming. |  |
| SO | More people are engaged more often in opportunities to address their own health and fitness. | EdS409.2 Number of Attendances (Health and Fitness) MLC | 120,000 | 129,128 | 108,925 | 118,290 | 88,229 | 108,925 | 28,160 | 55,392 | 84,540 | 118,290 | Cumulative results. Numbers have improved mainly due to increased numbers and variety of classes. |  |
| SO | More people are engaged more often in opportunities to address their own fitness. | EdS409.4 Number of Attendances (Ice Rink & Childcare) MLC | 125,000 | 148,360 | 138,833 | 116,192 | 108,933 | 138,833 | 27,575 | 56,543 | 83,233 | 116,192 | Cumulative results. Fallen short of target due to downturn in Out of School Childcare and also reduction in Ice Club usage. |  |
| SS | Customers will have access to Council managed swimming pools maintained at a temperature of between 29 and 30 degrees C. | EdS504.1 % of council managed swimming pools where water temperature is maintained between 29 and 30 degrees C | 100% | N/A | 100% | 100% | 100% | 100% | 100% | 100% | 100% | 100% | |  |
| SS | Customers will be supervised by the recommended number of qualified and trained staff supervisors in our leisure and community facilities. | EdS504.2 % of leisure facilities and community centres that are supervised by the required number of qualified and trained staff | 100% | N/A | 100% | 100% | 100% | 100% | 100% | 100% | 100% | 100% | |  |
| SS | Customers will have access to Indoor facilities that are kept in a warm, clean, safe, and hygienic condition. | EdS504.3 % of leisure facilities and community centres carrying out regular customer comfort inspections (i.e. temperature, cleanliness, safety and | 100% | N/A | N/A | 100% | N/A | 50% | 75% | 75% | 85% | 100% | Cumulative results. Regular customer comfort inspections have been rolled out as the standard procedure during 2009/10. |  |

| Cat | Service Outcome/Statement | Code & Name | Target | 2007/08 | 2008/09 | 2009/10 | Q3 2008/09 | Q4 2008/09 | Q1 2009/10 | Q2 2009/10 | Q3 2009/10 | Q4 2009/10 | Latest Note | Status |
|-----|---|--|--------|---------|---------|---------|---------------|---------------|---------------|---------------|---------------|---------------|-------------|---|
| | | | | Value | Value | Value | Value | Value | Value | Value | Value | Value | | |
| | | hygiene) | | | | | | | | | | | | |
| SS | Customers will have access to facilities which are furnished with equipment that is checked and maintained regularly. | EdS504.4 % of leisure facilities and community centres carrying out regular equipment inspections | 100% | N/A | N/A | 100% | 100% | 100% | 100% | 100% | 100% | 100% | |  |
| SS | Customers will have access to up-to-date and accurate customer information for all activities published and displayed in the appropriate locations. | EdS504.5 % of leisure facilities and community centres publishing and displaying up-to-date customer information on activities on offer | 100% | N/A | N/A | 100% | 100% | 100% | 100% | 100% | 100% | 100% | |  |
| SS | Customers will have access to pavilions which are well maintained and fit for purpose. | EdS504.6 % of football pitches cut and marked and associated sports pavilions fit for purpose for use by customers who have pre-booked (conditions permitting) | 100% | N/A | 100% | 100% | 100% | 100% | 100% | 100% | 100% | 100% | |  |








Educational Resource Services Libraries and Museums Service


| Cat | Service Outcome/Statement | Code & Name | Target | 2007/08 | 2008/09 | 2009/10 | Q3 2008/09 | Q4 2008/09 | Q1 2009/10 | Q2 2009/10 | Q3 2009/10 | Q4 2009/10 | Latest Note | Status |
|-----|---|---|-----------|---------|---------|---------|---------------|---------------|---------------|---------------|---------------|---------------|---|---|
| | | | | Value | Value | Value | Value | Value | Value | Value | Value | Value | | |
| SO | People and communities are aware and involved in Moray's heritage and there are more visitors and visits to Moray facilities. | EdS505.08 Number of visitors to heritage attractions | Data only | N/A | N/A | 42,034 | N/A | N/A | 12,934 | 20,864 | 5,441 | 2,795 | New indicator for 2009/10. Results will inform target setting for 2010/11. Usage reflects seasonal nature of attractions. |  |
| SO | People and communities are aware and involved in Moray's heritage and there are more visitors and visits to Moray facilities. | EdS505.09 Number of volunteers/membership of heritage organisations | Data only | N/A | N/A | 3,088 | N/A | N/A | N/A | N/A | 1,424 | 1,664 | New indicator for 2009/10. Results will inform target setting for 2010/11. |  |
| SO | People and communities are aware and involved in | EdS505.10 The PLQIM evaluation for Indicator 2 | Data only | N/A | N/A | N/A | N/A | N/A | N/A | N/A | N/A | N/A | New indicator for 2009/10. PLQIM indicators relate to the whole service which is evaluated every 3 years. It |  |

| Cat | Service Outcome/Statement | Code & Name | Target | 2007/08 | 2008/09 | 2009/10 | Q3 2008/09 | Q4 2008/09 | Q1 2009/10 | Q2 2009/10 | Q3 2009/10 | Q4 2009/10 | Latest Note | Status |
|-----|--|---|-----------|---------|---------|---------|---------------|---------------|---------------|---------------|---------------|---------------|--|---|
| | | | | Value | Value | Value | Value | Value | Value | Value | Value | | | |
| | Moray's heritage and there are more visitors and visits to Moray facilities. | 'Personal & Community Participation' is at least "adequate" level and no lower than the previous evaluation. | | | | | | | | | | | is anticipated that external verifiers will carry out evaluations during 2010/11. | |
| SO | The skills, confidence and learning of individuals and communities across all ages are strengthened. | EdS510.1 Number of accredited learners | Data only | N/A | N/A | 1,167 | N/A | N/A | N/A | N/A | 483 | 684 | New indicator for 2009/10. Results will inform target setting for 2010/11. |  |
| SO | The skills, confidence and learning of individuals and communities across all ages are strengthened. | EdS510.2 The PLQIM evaluations for Indicator 1 'Access to information' are at least "adequate" level and no lower than the previous evaluations. | Data only | N/A | N/A | N/A | N/A | N/A | N/A | N/A | N/A | N/A | New indicator for 2009/10. PLQIM indicators relate to the whole service which is evaluated every 3 years. It is anticipated that external verifiers will carry out evaluations during 2010/11. |  |
| SO | The skills, confidence and learning of individuals and communities across all ages are strengthened. | EdS510.3 The PLQIM evaluations for Indicator 2 'Personal & Community Participation' are at least "adequate" level and no lower than the previous evaluations. | Data only | N/A | N/A | N/A | N/A | N/A | N/A | N/A | N/A | N/A | New indicator for 2009/10. PLQIM indicators relate to the whole service which is evaluated every 3 years. It is anticipated that external verifiers will carry out evaluations during 2010/11. |  |
| SO | The skills, confidence and learning of individuals and communities across all ages are strengthened. | EdS510.4 The PLQIM evaluations for Indicator 4 'Learners' experiences' are at least "adequate" level and no lower than the previous evaluations. | Data only | N/A | N/A | N/A | N/A | N/A | N/A | N/A | N/A | N/A | New indicator for 2009/10. PLQIM indicators relate to the whole service which is evaluated every 3 years. It is anticipated that external verifiers will carry out evaluations during 2010/11. |  |
| SO | The reading and literacy skills, confidence, career potential and learning throughout life of individuals and communities are developed. | EdS511.1 Number of older people using the service | Data only | N/A | N/A | 10,633 | N/A | N/A | N/A | N/A | 5,166 | 5,467 | New indicator for 2009/10. Results will inform target setting for 2010/11. Refers to active borrowers only. |  |
| SO | The reading and literacy skills, confidence, career potential and learning throughout life of individuals and communities are developed. | EdS511.2 Number of borrowers | 26 | 29.51 | 25.49 | 25.18 | 22.98 | 25.49 | 15.96 | 20.45 | 22.69 | 25.18 | Cumulative results. |  |
| SO | The reading and literacy skills, confidence, career potential and learning | EdS511.3 The PLQIM evaluations for Indicator 2 'Personal & Community | 26 | N/A | N/A | N/A | N/A | N/A | N/A | N/A | N/A | N/A | New indicator for 2009/10. PLQIM indicators relate to the whole service which is evaluated every 3 years. It is anticipated that external verifiers will carry out |  |






| Cat | Service Outcome/Statement | Code & Name | Target | 2007/08 | 2008/09 | 2009/10 | Q3 2008/09 | Q4 2008/09 | Q1 2009/10 | Q2 2009/10 | Q3 2009/10 | Q4 2009/10 | Latest Note | Status |
|-----|--|---|--------|---------|---------|---------|---------------|---------------|---------------|---------------|---------------|---------------|--|---|
| | | | | Value | Value | Value | Value | Value | Value | Value | Value | | | |
| | throughout life of individuals and communities are developed. | Participation' are at least "adequate" level and no lower than the previous evaluations | | | | | | | | | | | evaluations during 2010/11. | |
| SO | The reading and literacy skills, confidence, career potential and learning throughout life of individuals and communities are developed. | EdS511.4 The PLQIM evaluations for Indicator 3 'Meeting Reader's needs' are at least "adequate" level and no lower than the previous evaluations | 13 | N/A | N/A | N/A | N/A | N/A | N/A | N/A | N/A | N/A | New indicator for 2009/10. PLQIM indicators relate to the whole service which is evaluated every 3 years. It is anticipated that external verifiers will carry out evaluations during 2010/11. |  |
| SO | The reading and literacy skills, confidence, career potential and learning throughout life of individuals and communities are developed. | EdS511.5 The PLQIM evaluations for Indicator 5 'Ethos & Values' are at least "adequate" level and no lower than the previous evaluations | 13 | N/A | N/A | N/A | N/A | N/A | N/A | N/A | N/A | N/A | New indicator for 2009/10. PLQIM indicators relate to the whole service which is evaluated every 3 years. It is anticipated that external verifiers will carry out evaluations during 2010/11. |  |
| SO | The reading and literacy skills, confidence, career potential and learning throughout life of individuals and communities are developed. | EdS511.6 The PLQIM evaluations for Indicator 6 'Organisation and use of Resources and Space' are at least "adequate" level and no lower than the previous evaluations | 13 | N/A | N/A | N/A | N/A | N/A | N/A | N/A | N/A | N/A | New indicator for 2009/10. PLQIM indicators relate to the whole service which is evaluated every 3 years. It is anticipated that external verifiers will carry out evaluations during 2010/11. |  |
| SS | The public will have free access to books for lending and study. | Eds505.1 % of libraries providing free access to books for lending and study | 100% | N/A | 100% | 100% | 100% | 100% | 100% | 100% | 100% | 100% | |  |
| SS | The public will have free access to the internet. | Eds505.2 % of libraries providing free access to the internet | 100% | 100% | 100% | 100% | 100% | 100% | 100% | 100% | 100% | 100% | |  |
| SS | The public will have free access to a range of reference and information resources. | Eds505.3 % of libraries providing free access to a range of reference and information resources | 100% | N/A | 100% | 100% | 100% | 100% | 100% | 100% | 100% | 100% | |  |










Educational Development Services Pre-School Education

| Cat | Service Outcome/Statement | Code & Name | Target | 2007/08 | 2008/09 | 2009/10 | Q3 2008/09 | Q4 2008/09 | Q1 2009/10 | Q2 2009/10 | Q3 2009/10 | Q4 2009/10 | Latest Note | Status |
|-----|---|--|--------|---------|---------|---------|------------|------------|------------|------------|------------|------------|---|---|
| | | | | Value | Value | Value | Value | Value | Value | Value | Value | Value | | |
| SO | Increase the proportion of pre-school centres receiving positive inspection reports | SOA15P1b1a Percentage of pre-school centres achieving satisfactory or better in 'Improvements in performance' in HMIE inspection reports | 100% | N/A | 100% | 100% | 100% | 100% | 100% | N/A | 100% | 100% | HMIE Inspection Reports were published for Moray Leisure Centre Childcare Centre and Noah's Ark Day Centre & Noah's Ark Developmental Playgroup in this reporting Quarter. The evaluations awarded against this quality indicator were 'satisfactory' and 'very good' respectively. |  |
| SO | Increase the proportion of pre-school centres receiving positive inspection reports | SOA15P1b2a Percentage of pre-school centres achieving satisfactory or better in 'Children's Experiences' in HMIE inspection reports | 100% | N/A | 100% | 100% | 100% | 100% | 100% | N/A | 100% | 100% | HMIE Inspection Reports were published for Moray Leisure Centre Childcare Centre and Noah's Ark Day Centre & Noah's Ark Developmental Playgroup in this reporting Quarter. The evaluations awarded against this quality indicator were 'good' and 'very good' respectively. |  |
| SO | Increase the proportion of pre-school centres receiving positive inspection reports | SOA15P1b3a Percentage of pre-school centres achieving satisfactory or better in 'Meeting learning needs' in HMIE inspection reports | 100% | N/A | 100% | 100% | 100% | 100% | 100% | N/A | 100% | 100% | HMIE Inspection Reports were published for Moray Leisure Centre Childcare Centre and Noah's Ark Day Centre & Noah's Ark Developmental Playgroup in this reporting Quarter. The evaluations awarded against this quality indicator were 'satisfactory' and 'very good' respectively. |  |
| SO | We will work with parents/carers to develop children who are successful learners, confident individuals, effective contributors and responsible citizens. | EdS010.1 Percentage of pre-school centres achieving satisfactory or better in 'Curriculum' in HMIE inspection reports | 100% | N/A | 100% | 100% | 100% | 100% | 100% | N/A | 100% | 100% | HMIE Inspection Reports were published for Moray Leisure Centre Childcare Centre and Noah's Ark Day Centre & Noah's Ark Developmental Playgroup in this reporting Quarter. The evaluations awarded against this quality indicator were 'satisfactory' and 'very good' respectively. |  |
| SO | Our pre-school provision will improve through self evaluation. | EdS010.2 Percentage of pre-school centres achieving satisfactory or better in 'Improvement through self evaluation' in HMIE inspection reports | 100% | 100% | 100% | 80% | 100% | 100% | 100% | N/A | 50% | 100% | HMIE Inspection Reports were published for Moray Leisure Centre Childcare Centre and Noah's Ark Day Centre & Noah's Ark Developmental Playgroup in this reporting Quarter. The evaluations awarded against this quality indicator were 'satisfactory' and 'very good' respectively. |  |
| SO | All providers comply with National Care Standards in regards to the regulation and care of children's services. | EdS010.3 Number of Care Commission reports which contain enforcement actions | 0 | N/A | 0 | 5 | 0 | 0 | 0 | N/A | 0 | 0 | |  |
| SO | All providers comply with National Care Standards in regards to | EdS010.4 % of requirements addressed within the stated timescale | 100% | N/A | N/A | 100% | N/A | N/A | N/A | N/A | 100% | 100% | |  |









| Cat | Service Outcome/Statement | Code & Name | Target | 2007/08 | 2008/09 | 2009/10 | Q3 2008/09 | Q4 2008/09 | Q1 2009/10 | Q2 2009/10 | Q3 2009/10 | Q4 2009/10 | Latest Note | Status |
|-----|---|--|--------|---------|---------|---------|---------------|---------------|---------------|---------------|---------------|---------------|----------------------------|---|
| | | | | Value | Value | Value | Value | Value | Value | Value | Value | Value | | |
| | the regulation and care of children's services. | | | | | | | | | | | | | |
| SS | A pre-school education place will be offered to every 3 and 4 year old whose parents wish it. | EdS010.5 % of 3 or 4 year olds, whose parents wish it, offered a pre school place. | 100% | N/A | N/A | 100% | N/A | N/A | 100% | 100% | 100% | 100% | New indicator for 2009/10. |  |











Educational Development Services Primary Education










| Cat | Service Outcome/Statement | Code & Name | Target | 2007/08 | 2008/09 | 2009/10 | Q3 2008/09 | Q4 2008/09 | Q1 2009/10 | Q2 2009/10 | Q3 2009/10 | Q4 2009/10 | Latest Note | Status |
|-----|--|---|--------|---------|---------|---------|---------------|---------------|---------------|---------------|---------------|---------------|--|---|
| | | | | Value | Value | Value | Value | Value | Value | Value | Value | Value | | |
| SO | Increase the proportion of schools receiving positive inspection reports | SOA4P1d1a Percentage of primary schools receiving an evaluation of 'Satisfactory or better' - Improvements in Performance | 100% | N/A | 93.75% | 86% | 100% | 75% | 100% | 100% | 50% | 100% | An HMIE Inspection Report was published for Alves Primary School in this reporting Quarter. The evaluation awarded against this quality indicator was 'very good'. |  |
| SO | Increase the proportion of schools receiving positive inspection reports | SOA4P1d3a Percentage of primary schools receiving an evaluation of 'Satisfactory or better' - Learners' experiences | 100% | N/A | 100% | 100% | 100% | 100% | 100% | 100% | 100% | 100% | An HMIE Inspection Report was published for Alves Primary School in this reporting Quarter. The evaluation awarded against this quality indicator was 'good'. |  |
| SO | Increase the proportion of schools receiving positive inspection reports | SOA4P1d4a Percentage of primary schools receiving an evaluation of 'Satisfactory or better' - Meeting learning needs | 100% | N/A | 93.75% | 86% | 100% | 75% | 100% | 100% | 50% | 100% | An HMIE Inspection Report was published for Alves Primary School in this reporting Quarter. The evaluation awarded against this quality indicator was 'very good'. |  |
| SO | We will work with parents / carers to develop children that are successful learners, confident individuals, effective contributors and responsible citizens. | EdS011.1 Percentage of HMIE inspections reports which obtain ratings of satisfactory or above against Quality Indicator 'Curriculum' | 100% | N/A | 87.5% | 100% | 100% | 75% | 100% | 100% | 100% | 100% | An HMIE Inspection Report was published for Alves Primary School in this reporting Quarter. The evaluation awarded against this quality indicator was 'very good'. |  |
| SO | Our schools will improve through self-evaluation. | EdS011.2 Percentage of HMIE inspections reports which obtain ratings of satisfactory or above against Quality Indicator 'Improvement through self-evaluation' | 100% | N/A | 87.5% | 86% | 100% | 75% | 100% | 100% | 50% | 100% | An HMIE Inspection Report was published for Alves Primary School in this reporting Quarter. The evaluation awarded against this quality indicator was 'very good'. |  |

| Cat | Service Outcome/Statement | Code & Name | Target | 2007/08 | 2008/09 | 2009/10 | Q3 2008/09 | Q4 2008/09 | Q1 2009/10 | Q2 2009/10 | Q3 2009/10 | Q4 2009/10 | Latest Note | Status |
|-----|--|--|--------|---------|---------|---------|---------------------------|---------------|---------------|---------------|---------------|---------------|-------------|---|
| | | | | Value | Value | Value | Value | Value | Value | Value | Value | Value | | |
| SS | Parent/carers will receive at least one annual report on their child's progress. | Eds503.1 % of parents/carers receiving at least one annual report on their son or daughters progress - Primary | 100% | 100% | 100% | 100% | Not measured for Quarters | | | | | | |  |
| SS | All school pupils will have computer access and their own email address. | Eds503.2 % of pupils who have computer access and their own email address - Primary | 100% | 100% | 100% | 100% | 100% | 100% | 100% | 100% | 100% | 100% | |  |
| SS | We will ensure that the number of pupils in each of our classes does not exceed that statutory maximum. | Eds503.5 % of classes not exceeding statutory maximum - Primary | 100% | 100% | 100% | 100% | 100% | 100% | 100% | 100% | 100% | 100% | |  |
| SS | All of our schools will be health promoting schools. | Eds503.6 % of schools that are health promoting schools - Primary | 100% | N/A | 100% | 100% | 100% | 100% | 100% | 100% | 100% | 100% | |  |
| SS | Parents/Carers will have access to a Standards and Quality report. | Eds503.7 % of schools that have produced a report outlining their performance against priorities and targets - Primary | 100% | N/A | 100% | 100% | 100% | 100% | 100% | 100% | 100% | 100% | |  |
| SS | Parents/Carers will have access to the annual school improvement priorities | Eds503.8 % of schools that have produced a plan giving their priorities and targets for the coming year - Primary | 100% | N/A | 100% | 100% | 100% | 100% | 100% | 100% | 100% | 100% | |  |
| SS | All school, as part of their self evaluation process will seek the view of a sample of pupils and parents. | Eds503.9 % of schools that have sought the views of a sample of pupils and parents - Primary | 100% | N/A | 100% | 100% | Not measured for Quarters | | | | | | |  |
| SS | All admissions to Primary 1 will be confirmed by 30th April each year. | Eds506.1 % of admissions to Primary 1 confirmed by 30th April each year | 100% | 100% | 100% | 100% | No data for this range | | | | | | |  |
| SS | Parent / Carers will have access to a School Handbook. | Eds507.12 % schools who make School Handbook available to parents including on the internet – Primary | 100% | N/A | 100% | 100% | No data for this range | | | | | | |  |

Educational Development Services Secondary Education

| Cat | Service Outcome/Statement | Code & Name | Target | 2007/08 | 2008/09 | 2009/10 | Q3 2008/09 | Q4 2008/09 | Q1 2009/10 | Q2 2009/10 | Q3 2009/10 | Q4 2009/10 | Latest Note | Status |
|-----|---|--|-----------|---------|---------|---------|------------------------|---------------|---------------|---------------|---------------|---------------|---|---|
| | | | | Value | Value | Value | Value | Value | Value | Value | Value | | | |
| SO | Increase the proportion of schools receiving positive inspection reports | SOA4P1e1a Percentage of secondary schools receiving an evaluation of 'Satisfactory or better' - Improvements in Performance | 100% | N/A | 100% | 100% | N/A | 100% | N/A | 100% | 100% | N/A | No HMIE Inspection Reports were published during this reporting period. |  |
| SO | Increase the proportion of schools receiving positive inspection reports | SOA4P1e3a Percentage of secondary schools receiving an evaluation of 'Satisfactory or better' - Learners' experiences | 100% | N/A | 100% | 100% | N/A | 100% | N/A | 100% | 100% | N/A | No HMIE Inspection Reports were published during this reporting period. |  |
| SO | Increase the proportion of schools receiving positive inspection reports | SOA4P1e4a Percentage of secondary schools receiving an evaluation of 'Satisfactory or better' - Meeting learning needs | 100% | N/A | 100% | 50% | N/A | 100% | N/A | 100% | 0% | N/A | No HMIE Inspection Reports were published during this reporting period. |  |
| SO | We will work with parents / carers to develop children who are successful learners, confident individuals, effective contributors and responsible citizens. | EdS012.1 Percentage of secondary schools receiving an evaluation of 'Satisfactory or better' - Curriculum | 100% | N/A | 100% | 100% | N/A | 100% | N/A | 100% | 100% | N/A | No HMIE Inspection Reports were published during this reporting period. |  |
| SO | Our schools will improve through self-evaluation. | EdS012.2 Percentage of secondary schools receiving an evaluation of 'Satisfactory or better' - Improvement through self-evaluation | 100% | N/A | 100% | 50% | N/A | 100% | N/A | 100% | 0% | N/A | No HMIE Inspection Reports were published during this reporting period. |  |
| SO | Our young people can expect to attain improved examination results, particularly at S5/6 stages. | EdS412.02 % of Secondary pupils meeting or exceeding the appropriate 5-14 level in Reading | Data only | 70% | 73% | 74% | No data for this range | | | | | | Annual indicator. Results relate to the 2008/09 academic year. |  |
| SO | Our young people can expect to attain improved examination results, particularly at S5/6 stages. | EdS412.03 % of Secondary pupils meeting or exceeding the appropriate 5-14 level in Writing | Data only | 63% | 61% | 66% | No data for this range | | | | | | Annual indicator. Results relate to the 2008/09 academic year. |  |
| SO | Our young people can expect to attain improved examination results, particularly at S5/6 stages. | EdS412.04 % of Secondary pupils meeting or exceeding the appropriate 5-14 level in Maths | Data only | 61% | 63% | 65% | No data for this range | | | | | | Annual indicator. Results relate to the 2008/09 academic year. |  |

| Cat | Service Outcome/Statement | Code & Name | Target | 2007/08 | 2008/09 | 2009/10 | Q3 2008/09 | Q4 2008/09 | Q1 2009/10 | Q2 2009/10 | Q3 2009/10 | Q4 2009/10 | Latest Note | Status |
|-----|--|--|-----------|---------|---------|---------|------------------------|---------------|---------------|---------------|---------------|---------------|---|---|
| | | | | Value | Value | Value | Value | Value | Value | Value | Value | | | |
| SO | Our young people can expect to attain improved examination results, particularly at S5/6 stages. | EdS412.05 S4 Results: % of pupils attaining Level 3 or better in English and Maths | Data only | 94% | 92% | 94% | No data for this range | | | | | | Annual indicator. Results relate to the 2008/09 academic year. Comparator average = 92% National average = 92% |  |
| SO | Our young people can expect to attain improved examination results particularly at S5/6 stages. | EdS412.06 S4 Results: % of pupils attaining 5 or more awards at Level 3 or better | Data only | 93% | 90% | 92% | No data for this range | | | | | | Annual indicator. Results relate to the 2008/09 academic year. Comparator average = 91% National average = 91%. |  |
| SO | Our young people can expect to attain improved examination results particularly at S5/6 stages. | EdS412.07 S4 Results: % of pupils attaining 5 or more awards at Level 4 or better | Data only | 83% | 81% | 83% | No data for this range | | | | | | Annual indicator. Results relate to the 2008/09 academic year. Comparator average = 79% National average = 78%. |  |
| SO | Our young people can expect to attain improved examination results particularly at S5/6 stages. | EdS412.08 S4 Results: % of pupils attaining 5 or more awards at Level 5 or better | Data only | 35% | 37% | 40% | No data for this range | | | | | | Annual indicator. Results relate to the 2008/09 academic year. Comparator average = 37% National average = 35%. |  |
| SO | Our young people can expect to attain improved examination results particularly at S5/6 stages. | EdS412.12 S5 Results: % of pupils attaining 3 or more awards at Level 6 or better | Data only | 20% | 21% | 22% | No data for this range | | | | | | Annual indicator. Results relate to the 2008/09 academic year. Comparator average = 24% National average = 23%. |  |
| SO | Our young people can expect to attain improved examination results particularly at S5/6 stages. | EdS412.13 S5 Results: % of pupils attaining 5 or more awards at Level 6 or better | Data only | 8% | 7% | 10% | No data for this range | | | | | | Annual indicator. Results relate to the 2008/09 academic year. Comparator average = 11% National average = 11%. |  |
| SO | Our young people can expect to attain improved examination results, particularly at S5/6 stages. | EdS412.14 S6 Results: % of pupils attaining 5 or more awards at Level 6 or better | Data only | 18% | 19% | 18% | No data for this range | | | | | | Annual indicator. Results relate to the 2008/09 academic year. Comparator average = 21% National average = 21%. |  |
| SO | Our young people can expect to attain improved examination results particularly at S5/6 stages. | EdS412.15 S5 Results: % of pupils attaining 1 or more awards at Level 6 or better | Data only | 40% | 42% | 41% | No data for this range | | | | | | Annual indicator. Results relate to the 2008/09 academic year. Comparator average = 41% National average = 41%. |  |
| SO | Our young people can expect to attain improved examination results, particularly at S5/6 stages. | EdS412.16 S6 Results: % of pupils attaining 1 or more awards at Level 6 or better | Data only | 43% | 45% | 46% | No data for this range | | | | | | Annual indicator. Results relate to the 2008/09 academic year. Comparator average = 47% National average = 44%. |  |
| SO | Our young people can expect to attain improved examination results | EdS412.17 S6 Results: % of pupils attaining 3 or more awards at Level 6 or better | Data only | 27% | 31% | 30% | No data for this range | | | | | | Annual indicator. Results relate to the 2008/09 academic year. Comparator average = 33% National average = 31%. |  |

| Cat | Service Outcome/Statement | Code & Name | Target | 2007/08 | 2008/09 | 2009/10 | Q3 2008/09 | Q4 2008/09 | Q1 2009/10 | Q2 2009/10 | Q3 2009/10 | Q4 2009/10 | Latest Note | Status |
|-----|--|---|-----------|---------|---------|---------------------------|---------------------------|---------------|---------------|---------------|---------------|---|---|---|
| | | | | Value | Value | Value | Value | Value | Value | Value | Value | | | |
| | particularly at S5/6 stages. | | | | | | | | | | | | | |
| SO | Our young people can expect to attain improved examination results, particularly at S5/6 stages. | EdS412.18 S6 Results: % of pupils attaining 1 or more awards at Level 7 or better | Data only | 11% | 13% | 13% | No data for this range | | | | | | Annual indicator. Results relate to the 2008/09 academic year. Comparator average = 14% National average = 14%. |  |
| SS | Parent/carers will receive at least one annual report on their child's progress. | Eds503.11 % of parents/carers receiving at least one annual report on their son or daughters progress - Secondary | 100% | 100% | 100% | Not measured for Quarters | | | | | |  | | |
| SS | All school pupils will have computer access and their own email address. | Eds503.21 % of pupils who have computer access and their own email address - Secondary | 100% | N/A | 100% | 100% | 100% | 100% | 100% | 100% | 100% | 100% | |  |
| SS | We will ensure that the number of pupils in each of our classes does not exceed that statutory maximum. | Eds503.51 % of classes not exceeding statutory maximum - Secondary | 100% | N/A | 100% | 100% | 100% | 100% | 100% | 100% | 100% | 100% | |  |
| SS | All of our schools will be health promoting schools. | Eds503.61 % of schools that are health promoting schools - Secondary | 100% | N/A | 100% | 100% | 100% | 100% | 100% | 100% | 100% | 100% | |  |
| SS | Parents/Carers will have access to a Standards and Quality report. | Eds503.71 % of schools that have produced a report outlining their performance against priorities and targets - Secondary | 100% | N/A | 100% | 100% | 100% | 100% | 100% | 100% | 100% | 100% | |  |
| SS | Parents/Carers will have access to the annual school improvement priorities | Eds503.81 % of schools that have produced a plan giving their priorities and targets for the coming year - Secondary | 100% | N/A | 100% | 100% | 100% | 100% | 100% | 100% | 100% | 100% | |  |
| SS | All school, as part of their self evaluation process will seek the view of a sample of pupils and parents. | Eds503.91 % of schools that have sought the views of a sample of pupils and parents - Secondary | 100% | N/A | 100% | 100% | Not measured for Quarters | | | | | |  | |
| SS | Parent / Carers will have access to a School Handbook. | Eds507.11 % schools that make School Handbook available to parents including on the internet - Secondary | 100% | 100% | 100% | 100% | No data for this range | | | | | |  | |