

REPORT TO: CHILDREN & YOUNG PEOPLE'S SERVICES COMMITTEE ON 9 JUNE 2010

SUBJECT: CHILDREN & FAMILIES PERFORMANCE REPORT, FOURTH QUARTER , JANUARY - MARCH 2010

BY: DIRECTOR OF COMMUNITY SERVICES

1. REASON FOR REPORT

- 1.1 The Committee is invited to scrutinise and note the Performance Indicators for the Children and Families Service for the quarter, 1 January to 31 March 2010, as detailed in **APPENDIX 1** to the report.
- 1.2 This report is submitted to Committee in terms of Section D (23) of the Council's Administrative Scheme relating to developing and monitoring the Council's Performance Management Framework for Children & Young People's Services.

2. RECOMMENDATION

- 2.1 **It is recommended that the Committee note the performance indicators contained within APPENDIX 1.**

3. BACKGROUND

- 3.1 The revised performance management framework was approved at the special meeting of the Full Council on 30 September 2009 (para 5 of the minute refers). As a result Service Outcome and Service Standard indicators are included in **APPENDIX 1**. With the introduction of the revised framework, a review of performance indicators was undertaken and the indicators included in this report are new indicators. Therefore results for some are not available, however collection processes are being put in place to ensure quarter 1 reporting.
Some indicators previously submitted, although still collected for use within the service, may not routinely be reported but will be available to support service reports.

4. Performance Summary

- 4.1 Children and Families Service performance is presented across 4 areas of activity and involves 11 Service Outcome indicators and 3 Service Standard indicators.

- 4.2 Community Support Services
Indicator CSCF019 – ‘Children and young people, report that their views, wishes and intentions have been effectively presented to the appropriate forum’.
An arrangement to collect this feedback from service users will be implemented during Q1.

5. **SUMMARY OF IMPLICATIONS**

(a) **Single Outcome Agreement/Service Improvement Plan**

This report is in line with National Outcome 8 – We have improved the life chances for children, young people and families at risk.

(b) **Policy and Legal**

This report covers the Children & Families reporting requirements for Children & Young People’s Service Committee.

(c) **Resources (Financial, Risks, Staffing and Property)**

None.

(d) **Consultations**

Consultation has taken place with the Head of Children & Families and the Performance & Strategy Manager who are in agreement with the information set out in **APPENDIX 1**.

6. **CONCLUSION**

- 6.1 **That the Committee note the performance indicators presented for the Children & Families Service.**

Author of Report: Gavin McClafferty, Research & Information Officer
Background Papers: held by Author
Ref: HB779519

CHILDREN & YOUNG PEOPLE'S SERVICES COMMITTEE REPORT












QUARTER 4

Report Author: Gavin McClafferty







Report Type: PI Report

Generated on: 29 April 2010







PI Status		Long Term Trends		Short Term Trends	
	Alert		Improving		Improving
	Warning		No Change		No Change
	OK		Getting Worse		Getting Worse
	Unknown				
	Data Only				




Care Placement

Cat	Service Outcome/Statement	Code & Name	Target	2007/08	2008/09	2009/10	Q2 2008/09	Q3 2008/09	Q4 2008/09	Q1 2009/10	Q2 2009/10	Q3 2009/10	Q4 2009/10	Latest Note	Status
				Value	Value	Value	Value	Value	Value	Value	Value	Value	Value		
SO	While children cannot stay at home, their upbringing, while they are away, is as near to normal as possible.	CSCF001 % of Looked After and Accommodated Children in family, residential or out-of-area placement										a) 81% b) 10% c) 7% d) 0.7%	a) 80% b) 10% c) 7% d) 0.7%		
SO	Plans for alternative care arrangements for looked after children meet their needs.	CSCF002 % Looked After and Accommodated Children and Young People showing evidence of progress at Review.			70.87%						72%	75%	65.6%		
SO	Plans for alternative care arrangements for looked after children meet their needs.	CSCF003 % Looked After Children attaining Maths and English at SCQF level 3 or above			77%						N/A	N/A	77%		
SO	Plans for alternative care arrangements for looked after children meet their needs.	CSCF004 The number of available foster placements			93					87	88	87	93		
SS	All young people entering residential care will have a Care Plan completed within four weeks of their placement starting	CSCF005 % of Care Plans prepared within 4 weeks	100%								100%		100%		
SS	We will ensure that all fostering and adoption assessments will be completed within six months of the application form being received.	CSCF006 Percentage of fostering and adoption assessments completed within six months of acceptance of application.	100%			80%					80%		No data	There were no assessments presented to the Panel during this period, so the calculation cannot be made.	

Casework Services

Cat	Service Outcome/Statement	Code & Name	Target	2007/08	2008/09	2009/10	Q2 2008/09	Q3 2008/09	Q4 2008/09	Q1 2009/10	Q2 2009/10	Q3 2009/10	Q4 2009/10	Latest Note	Status
				Value	Value	Value	Value	Value	Value	Value	Value	Value	Value		
SO	Children's needs are met at home and within their own families whenever possible.	CSCF012 The number, per thousand of the child population in Moray, looked after and accommodated by the local authority				8.23					8.6	8.4	7.7		
SO	Compulsory measures are only used when children's needs cannot be safely met through agreement.	CSCF013 The number, per thousand of the child population in Moray, subject to compulsory measures of supervision or care				9.9					9.9	10	9.8		
SO	The needs of children and young people using the service are being met.	CSCF014 % services users showing evidence of progress at Review				70.27%					70%	73.5%	67.3%		
SO	Persistent young offenders are learning to be responsible.	CSCF015 % reduction in the rate of re-offending by persistent offenders: a) during intervention b) six months after intervention										a) 69% b) 87%	a) 92% b) 94%		

Community Support Services

Cat	Service Outcome/Statement	Code & Name	Target	2007/08	2008/09	2009/10	Q2 2008/09	Q3 2008/09	Q4 2008/09	Q1 2009/10	Q2 2009/10	Q3 2009/10	Q4 2009/10	Latest Note	Status
				Value	Value	Value	Value	Value	Value	Value	Value	Value	Value		
SO	Effectiveness of support in meeting children's needs.	CSCF018 % of positive outcomes on closure or review				67.17%					67%	69%	65.5%		
SO	Effectiveness of the Children's Rights Service in supporting children's participation in the making of decisions affecting their lives and circumstances.	CSCF019 Children and young people, report that their views, wishes and intentions have been effectively presented to the appropriate forum	90%								N/A	N/A	N/A	An arrangement to collect this feedback from service users has not yet been implemented, but will be implemented during Q1.	
SS	All families referred to the Supporting Moray Families Project will receive an initial response within two weeks.	CSCF020 Number of responses made within two weeks				100%					100%		100%		

Social Work Training

Cat	Service Outcome/Statement	Code & Name	Target	2007/08	2008/09	2009/10	Q2 2008/09	Q3 2008/09	Q4 2008/09	Q1 2009/10	Q2 2009/10	Q3 2009/10	Q4 2009/10	Latest Note	Status	
				Value	Value	Value	Value	Value	Value	Value	Value	Value	Value			
SO	<p>Social services are provided by appropriately qualified staff.</p> <p>Action: To ensure staff are supported to achieve qualifications necessary to register with Scottish Social Services Council.</p> <p>Registration is a major part of the drive for higher standards in social services. To register, a worker must satisfy the criteria for registration. This includes holding the appropriate qualifications for the job they do and being able to evidence good character.</p>	CSCF023 % of relevant staff accessing appropriate SSSC register				100%						N/A	100%	100%		