











2012-13 Education Performance – Quarter 2

Management Information indicators only





PI Status									
	The PI is on or above target		The PI is slightly below target		The PI is significantly below target		The PI cannot be calculated in this quarter		The PI is a data-only indicator

MI = Management Information





Educational Development Services													
Childcare													
Cat	Service Outcome/Statement	Code & Name	Current Target	2010/11	2011/12	2012/13	Q2 2011/12	Q3 2011/12	Q4 2011/12	Q1 2012/13	Q2 2012/13	Latest Note	Status
MI	Children will be able to access day care and wraparound care provision in their local authorities.	EdS002 Number of Ante pre-school registrations	Data Only	1,035	947		947			Annual		Annual indicator available at the end of the academic year.	
MI	Children will be able to access day care and wraparound care provision in their local authorities.	EdS003 Number of Pre-school registrations	Data Only	955	1,074		1,074			Annual		Annual indicator available at the end of the academic year.	
MI	Children in registered childcare facilities will be cared for by appropriately qualified and trained staff.	EdS602.6 % of those childcare workers that applied for CPD training courses provided by Moray Childcare Partnership, that attended	95%	N/A	85%		93%	62%	91%	83%	83%		








Educational Development Services													
Pre-School Education													
Cat	Service Outcome/Statement	Code & Name	Current Target	2010/11	2011/12	2012/13	Q2 2011/12	Q3 2011/12	Q4 2011/12	Q1 2012/13	Q2 2012/13	Latest Note	Status
MI	We will work with parents/carers to develop children who are successful learners, confident individuals, effective contributors and responsible citizens.	EdS010.1 % of pre-school centres achieving satisfactory or better in 'Curriculum' in HMIE inspection reports	100%	86%	83%		Reported annually-2012/13 data published quarter 4					Details of inspection results on 'Curriculum' will be detailed at the end of quarter 4	
MI	Our pre-school provision will improve through self evaluation.	EdS010.2 % of pre-school centres achieving satisfactory or better in 'Improvement through self evaluation' in HMIE inspection reports	100%	86%	83%		Reported annually-2012/13 data published quarter 4					Details of HMIE inspection results on 'Inspection through self evaluation' will be detailed at the end of quarter 4	
MI	Increase the proportion of pre-school centres receiving positive inspection reports	SOA15P1b1a % of pre-school centres achieving satisfactory or better in 'Improvements in performance' in HMIE inspection reports	100%	86%	100%		Reported annually-2012/13 data published quarter 4					Details of HMIE inspection results on 'Improvements in performance' will be detailed at the end of quarter 4	
MI	Increase the proportion of pre-school centres receiving positive inspection reports	SOA15P1b2a % of pre-school centres achieving satisfactory or better in 'Children's Experiences' in HMIE inspection reports	100%	100%	100%		Reported annually-2012/13 data published quarter 4					Details of HMIE inspection results on 'Children's Experiences' will be detailed at the end of quarter 4	
MI	Increase the proportion of pre-school centres receiving positive inspection reports	SOA15P1b3a % of pre-school centres achieving satisfactory or better in 'Meeting learning needs' in HMIE inspection reports	100%	86%	83%		Reported annually-2012/13 data published quarter 4					Details of HMIE inspection results on 'Meeting learning needs' will be detailed at the end of quarter 4	







Educational Development Services													
Primary Education													
Cat	Service Outcome/Statement	Code & Name	Current Target	2010/11	2011/12	2012/13	Q2 2011/12	Q3 2011/12	Q4 2011/12	Q1 2012/13	Q2 2012/13	Latest Note	Status
MI	We will work with parents / carers to develop children who are successful learners, confident individuals, effective contributors and responsible citizens.	EdS011.1 % of Primary Schools receiving an evaluation of satisfactory or better in 'Curriculum' in HMIE inspection reports	100%	100%	100%		Reported annually-2012/13 data published quarter 4					Details of inspection results on 'Curriculum' will be detailed at the end of quarter 4	
MI	Our schools will improve through self-evaluation.	EdS011.2 % of Primary Schools receiving an evaluation of satisfactory or above against Quality Indicator 'Improvement through self-evaluation' in HMIE inspection reports	100%	100%	100%		Reported annually-2012/13 data published quarter 4					Details of HMIE inspection results on 'Inspection through self evaluation' will be detailed at the end of quarter 4	
MI	Increase the proportion of schools receiving positive	SOA4P1d1a % of primary schools receiving an evaluation of	100%	100%	100%		Reported annually-2012/13 data published quarter 4					Details of HMIE inspection results on 'Improvements in performance' will be	


	inspection reports	satisfactory or better in 'Improvements in Performance' in HMIE inspection reports												detailed at the end of quarter 4		
MI	Increase the proportion of schools receiving positive inspection reports	SOA4P1d3a % of primary schools receiving an evaluation of satisfactory or better in 'Learners' experiences' in HMIE inspection reports	100%	100%	100%									Reported annually- 2012/13 data published quarter 4	Details of HMIE inspection results on 'Learners' experiences' will be detailed at the end of quarter 4	
MI	Increase the proportion of schools receiving positive inspection reports	SOA4P1d4a % of primary schools receiving an evaluation of satisfactory or better in 'Meeting learning needs' in HMIE inspection reports	100%	100%	100%									Reported annually- 2012/13 data published quarter 4	Details of HMIE inspection results on 'Meeting learning needs' will be detailed at the end of quarter 4	
MI		EdS109 Total Gross Revenue Expenditure per Pupil in Primary Schools	Data Only	£4,611	N/A									Reported annually- 2011/12 data published quarter 3 (2012/13)	2011/12 data available end of November 2012	
MI		EdS405.2 % of registered pupils who were present, who took free school meals - Primary	Data Only	94.7%	87%									Reported annually- 2012/13 data published quarter 4	Taken from SG publication "Summary statistics for attainment, leaver destinations and healthy living, No.2 : 2012 Edition" published in June 2012.	

Educational Development Services Secondary Education










Cat	Service Outcome/Statement	Code & Name	Current Target	2010/11	2011/12	2012/13	Q2 2011/12	Q3 2011/12	Q4 2011/12	Q1 2012/13	Q2 2012/13	Latest Note	Status	
MI	We will work with parents / carers to develop children who are successful learners, confident individuals, effective contributors and responsible citizens.	EdS012.1 % of secondary schools receiving an evaluation of satisfactory or better in 'Curriculum' in HMIE inspection reports	100%	100%	100%							Reported annually- 2012/13 data published quarter 4	Details of inspection results on 'Curriculum' will be detailed at the end of quarter 4	
MI	Our schools will improve through self-evaluation.	EdS012.2 % of secondary schools receiving an evaluation of satisfactory or better in 'Improvement through self-evaluation' in HMIE inspection reports	100%	100%	100%							Reported annually- 2012/13 data published quarter 4	Details of HMIE inspection results on 'Inspection through self evaluation' will be detailed at the end of quarter 4	
MI	Increase the proportion of schools receiving positive inspection reports	SOA4P1e1a % of secondary schools receiving an evaluation of satisfactory or better in 'Improvements in Performance' in HMIE inspection reports	100%	100%	100%							Reported annually- 2012/13 data published quarter 4	Details of HMIE inspection results on 'Improvements in performance' will be detailed at the end of quarter 4	
MI	Increase the proportion of schools receiving positive inspection reports	SOA4P1e3a % of secondary schools receiving an evaluation of satisfactory or better in 'Learners' experiences' in HMIE inspection reports	100%	100%	100%							Reported annually- 2012/13 data published quarter 4	Details of HMIE inspection results on 'Learners' experiences' will be detailed at the end of quarter 4	

MI	Increase the proportion of schools receiving positive inspection reports	SOA4P1e4a % of secondary schools receiving an evaluation of satisfactory or betters in 'Meeting learning needs' in HMIE inspection reports	100%	100%	100%		Reported annually- 2012/13 data published quarter 4	Details of HMIE inspection results on 'Meeting learning needs' will be detailed at the end of quarter 4		
MI		EdS110 Total Gross Revenue Expenditure per Pupil in Secondary Schools	Data Only	£5,808	N/A		Reported annually- 2011/12 data published quarter 3 (2012/13)	2011/12 data available end of November 2012		
MI		EdS405.3 % of those registered pupils who were present who took free school meals - Secondary	Data Only	71.4%	76.4%		Reported annually- 2012/13 data published quarter 4	Taken from SG publication "Summary statistics for attainment, leaver destinations and healthy living, No.2 : 2012 Edition" published in June 2012.		
MI / IS	Our young people can expect to attain improved examination results, particularly at S5/6 stages.	EdS412.05 S4 Results: % of pupils attaining Level 3 or better in English and Maths	94%	95%	94%	95%	94%	95%	Pre-Appeal Exam results 2011/12 - S4 - Level 3 Eng & Maths Moray - 95% Angus - 93% D&G - 95% Falkirk - 94% Highland - 92% Scottish Borders - 95% National average - 94%	
MI / IS	Our young people can expect to attain improved examination results particularly at S5/6 stages.	EdS412.06 S4 Results: % of pupils attaining 5 or more awards at Level 3 or better	93%	93%	94%	95%	94%	95%	Pre-Appeal Exam results 2011/12 - S4 - 5+ Level 3 Moray - 95% Angus - 94% D&G - 96% Falkirk - 93% Highland - 92% Scottish Borders - 93% National average - 94%	
MI / IS	Our young people can expect to attain improved examination results particularly at S5/6 stages.	EdS412.07 S4 Results: % of pupils attaining 5 or more awards at Level 4 or better	82%	83%	81%	83%	81%	83%	Pre-Appeal Exam results 2011/12 - S4 - 5+ Level 4 Moray - 83% Angus - 78% D&G - 85% Falkirk - 81% Highland - 81% Scottish Borders - 82% National average - 80%	
MI / IS	Our young people can expect to attain improved examination results particularly at S5/6 stages.	EdS412.08 S4 Results: % of pupils attaining 5 or more awards at Level 5 or better	37%	37%	36%	40%	36%	40%	Pre-Appeal Exam results 2011/12 - S4 - 5+ Level 5 Moray - 40% Angus - 33% D&G - 38% Falkirk - 37% Highland - 37% Scottish Borders - 42% National average - 37%	

MI / IS	Our young people can expect to attain improved examination results particularly at S5/6 stages.	EdS412.12 S5 Results: % of pupils attaining 1 or more awards at Level 6 or better	43%	46%	43%	46%	43%	46%	Pre-Appeal Exam results 2011/12 - S5 - 1+ Higher Moray - 46% Angus - 44% D&G - 46% Falkirk - 46% Highland - 48% Scottish Borders - 46% National average - 46%	
MI / IS	Our young people can expect to attain improved examination results particularly at S5/6 stages.	EdS412.13 S5 Results: % of pupils attaining 3 or more awards at Level 6 or better	22%	25%	22%	26%	22%	26%	Pre-Appeal Exam results 2011/12 - S5 - 3+ Higher Moray - 26% Angus - 23% D&G - 26% Falkirk - 26% Highland - 27% Scottish Borders - 30% National average - 27%	
MI / IS	Our young people can expect to attain improved examination results particularly at S5/6 stages.	EdS412.14 S5 Results: % of pupils attaining 5 or more awards at Level 6 or better	10%	9%	10%	11%	10%	11%	Pre-Appeal Exam results 2011/12 - S5 - 5+ Higher Moray - 11% Angus - 10% D&G - 12% Falkirk - 13% Highland - 13% Scottish Borders - 12% National average - 13%	
MI / IS	Our young people can expect to attain improved examination results, particularly at S5/6 stages.	EdS412.15 S6 Results: % of pupils attaining 1 or more awards at Level 6 or better	47%	46%	51%	51%	51%	51%	Pre-Appeal Exam results 2011/12 - S6 - 1+ Higher Moray - 51% Angus - 49% D&G - 53% Falkirk - 52% Highland - 55% Scottish Borders - 56% National average - 52%	
MI / IS	Our young people can expect to attain improved examination results particularly at S5/6 stages.	EdS412.16 S6 Results: % of pupils attaining 3 or more awards at Level 6 or better	33%	33%	35%	35%	35%	35%	Pre-Appeal Exam results 2011/12 - S6 - 3+ Higher Moray - 35% Angus - 35% D&G - 36% Falkirk - 34% Highland - 39% Scottish Borders - 42% National average - 36%	
MI / IS	Our young people can expect to attain improved examination results, particularly at S5/6 stages.	EdS412.17 S6 Results: % of pupils attaining 5 or more awards at Level 6 or better	20%	20%	22%	23%	22%	23%	Pre-Appeal Exam results 2011/12 - S6 - 5+ Higher Moray - 23% Angus - 23% D&G - 25% Falkirk - 23% Highland - 26%	

												Scottish Borders - 29% National average - 25%		
MI / IS	Our young people can expect to attain improved examination results, particularly at S5/6 stages.	EdS412.18 S6 Results: % of pupils attaining 1 or more awards at Level 7 or better	14%	14%	16%	13%		16%				13%	Pre-Appeal Exam results 2011/12 - S6 - 1+ Advanced Higher Moray - 13% Angus - 16% D&G - 15% Falkirk - 14% Highland - 17% Scottish Borders - 17% National average - 16%	

Educational Resource Services Leisure Management

Cat	Service Outcome/Statement	Code & Name	Current Target	2010/11	2011/12	2012/13	Q2 2011/12	Q3 2011/12	Q4 2011/12	Q1 2012/13	Q2 2012/13	Latest Note	Status
MI	More people are engaged more often in opportunities to address their own health and fitness.	EdS407.1 Number of Attendances (5 Traditional Swimming Pools) Leisure Services	101,845	185,711	199,922		95,163	139,929	199,922	49,439	99,940		
MI	More people are engaged more often in opportunities to address their own health and fitness.	EdS407.2 Number of Attendances (Health and Fitness) Leisure Services	37,185	72,002	80,685		36,521	55,255	80,685	20,118	40,311		
MI	More people are engaged more often in opportunities to address their own health and fitness.	EdS407.5 Number of Attendances (Staffed Community Centres) Leisure Services	101,603	227,457	239,051		99,359	160,686	239,051	53,550	98,144		
MI	More people are engaged more often in opportunities to address their own health and fitness.	EdS409.1 Number of Attendances (Swimming Pools) MLC	95,965	186,038	177,220		92,912	132,626	177,220	40,641	90,582		
MI	More people are engaged more often in opportunities to address their own health and fitness.	EdS409.2 Number of Attendances (Health and Wellness) MLC	62,321	123,344	129,319		61,101	94,886	129,319	32,203	62,348		
MI	More people are engaged more often in opportunities to address their own fitness.	EdS409.4 Number of Attendances (Ice Rink & Childcare) MLC	50,412	106,404	110,761		48,920	79,975	110,761	25,510	51,726		
MI	Customers will have access to Council managed swimming pools maintained at a temperature of between 29 and 30 degrees C.	EdS504.1 % of council managed swimming pools where water temperature is maintained between 29 and 30 degrees C	100%	100%	100%		Reported annually- 2012/13 data published quarter 4						
MI	Customers will be supervised by the recommended number of qualified and trained staff in our leisure and community facilities.	EdS504.2 % of leisure facilities and community centres that are supervised by the required number of qualified and trained staff	100%	100%	100%		Reported annually- 2012/13 data published quarter 4						
MI	Customers will have access to Indoor facilities that are kept in a warm, clean, safe, and hygienic condition.	EdS504.3 % of leisure facilities and community centres carrying out regular customer comfort inspections (i.e. temperature,	100%	100%	100%		Reported annually- 2012/13 data published quarter 4						

		cleanliness, safety and hygiene)												
MI	Customers will have access to facilities which are furnished with equipment that is checked and maintained regularly.	EdS504.4 % of leisure facilities and community centres carrying out regular equipment inspections	100%	100%	100%								Reported annually- 2012/13 data published quarter 4	
MI	Customers will have access to up-to-date and accurate customer information for all activities published and displayed in the appropriate locations.	EdS504.5 % of leisure facilities and community centres publishing and displaying up-to-date customer information on activities on offer	100%	100%	100%								Reported annually- 2012/13 data published quarter 4	
MI	Customers will have access to pavilions which are well maintained and fit for purpose.	EdS504.6 % of football pitches cut and marked and associated sports pavilions fit for purpose for use by customers who have pre-booked (conditions permitting)	100%	100%	100%								Reported annually- 2012/13 data published quarter 4	

Educational Resource Services
Libraries and Museums Service









Cat	Service Outcome/Statement	Code & Name	Current Target	2010/11	2011/12	2012/13	Q2 2011/12	Q3 2011/12	Q4 2011/12	Q1 2012/13	Q2 2012/13	Latest Note	Status
MI	The skills, confidence and learning of individuals and communities across all ages are strengthened.	EdS510.1 Number of accredited learners	Data Only	715	735		504	666	735	545	702		
MI	The reading and literacy skills, confidence, career potential and learning throughout life of individuals and communities are developed.	EdS511.1 Number of older people using the service	Data Only	5,430	5,262		4,386	4,921	5,262	3,794	4,328		

Educational Resource Services
School Estate Management

Cat	Service Outcome/Statement	Code & Name	Current Target	2010/11	2011/12	2012/13	Q2 2011/12	Q3 2011/12	Q4 2011/12	Q1 2012/13	Q2 2012/13	Latest Note	Status
MI		EdS102 Average % Occupancy of Primary schools	Data Only	69%	68%							Reported annually- 2012/13 data published quarter 3	
MI		EdS103 Average % Occupancy of Secondary schools	Data Only	90%	88%							Reported annually- 2012/13 data published quarter 3	

Educational Support Services Community Learning and Development
--

Active Schools

Cat	Service Outcome/Statement	Code & Name	Current Target	2010/11	2011/12	2012/13	Q2 2011/12	Q3 2011/12	Q4 2011/12	Q1 2012/13	Q2 2012/13	Latest Note	Status
MI	The people of Moray have the opportunity to participate in or attend a wide range of arts activities, performances and projects.	EdS701.2 Number of qualified adult volunteers delivering activities in Active schools	70	N/A	70		N/A	N/A	70			New indicator	
MI	The people of Moray have the opportunity to participate in or attend a wide range of arts activities, performances and projects.	EdS701.3 Number of retained volunteers delivering activities in Active Schools	90	N/A	82		N/A	N/A	82			New indicator	
MI	The people of Moray have the opportunity to participate in or attend a wide range of arts activities, performances and projects.	EdS701.4 Number of qualified senior pupils delivering activities in Active Schools	15	N/A	14		N/A	N/A	14			New indicator	
MI	The people of Moray have the opportunity to participate in or attend a wide range of arts activities, performances and projects.	EdS703.2 Active Schools Soccer One girls football festivals delivered	3	N/A	1		1			Not measured for Quarters		New indicator	
MI	The people of Moray have the opportunity to participate in or attend a wide range of arts activities, performances and projects.	EdS703.3 Extended curriculum programmes for girls delivered at each Secondary School	8	N/A	N/A		N/A			Not measured for Quarters		New indicator	
MI	The people of Moray have the opportunity to participate in or attend a wide range of arts activities, performances and projects.	EdS703.4 Two Boccia festivals delivered	2	N/A	N/A		N/A			Not measured for Quarters		New indicator	
MI	The people of Moray have the opportunity to participate in or attend a wide range of arts activities, performances and projects.	EdS705.1 Four Cycle Training Assistant courses delivered	4	N/A	N/A		N/A	N/A	N/A			New indicator	
MI	The people of Moray have the opportunity to participate in or attend a wide range of arts activities, performances and projects.	EdS705.2 Four examples of organised extended curriculum cycling programmes facilitated by Active Schools	4	N/A	N/A		N/A	N/A	N/A			New indicator	

MI	The people of Moray have the opportunity to participate in or attend a wide range of arts activities, performances and projects.	EdS706.1 All schools involved in some form of legacy event / programme linked to London 2012 or Glasgow 2014	53	N/A	N/A				N/A	Not measured for Quarters	New indicator	
MI	The people of Moray have the opportunity to participate in or attend a wide range of arts activities, performances and projects.	EdS706.2 All primary schools delivering first clubgolf	45	N/A	N/A				N/A	Not measured for Quarters	New indicator	
MI	The people of Moray have the opportunity to participate in or attend a wide range of arts activities, performances and projects.	EdS706.3 Number of nine year old children introduced to golf in a school setting	850	N/A	N/A				N/A	Not measured for Quarters	New indicator	
MI	The people of Moray have the opportunity to participate in or attend a wide range of arts activities, performances and projects.	EdS707.1 Number of Moray-wide school sport competitions delivered	3	N/A	N/A				N/A	Not measured for Quarters	New indicator	




Youth Work

Cat	Service Outcome/Statement	Code & Name	Current Target	2010/11	2011/12	2012/13	Q2 2011/12	Q3 2011/12	Q4 2011/12	Q1 2012/13	Q2 2012/13	Latest Note	Status	
MI	Our learning communities and their impact on adults and communities will improve through self-evaluation	EdS005.04 % of learning communities receiving an evaluation of satisfactory or better in 'Improvements in performance' in HMIE inspection reports	100%	N/A	100%							Reported annually- 2012/13 data published quarter 4	Details of inspection results on 'Improvements in performance' will be detailed at the end of quarter 4	
MI	Our learning communities and their impact on adults and communities will improve through self-evaluation	EdS005.05 % of learning communities receiving an evaluation of satisfactory or better in 'Impact on young people' in HMIE inspection reports	100%	N/A	100%							Reported annually- 2012/13 data published quarter 4	Details of inspection results on 'Impact on young people' will be detailed at the end of quarter 4	
MI	Our learning communities and their impact on adults and communities will improve through self-evaluation	EdS005.06 % of learning communities receiving an evaluation of satisfactory or better in 'Impact on adults' in HMIE inspection reports	100%	N/A	100%							Reported annually- 2012/13 data published quarter 4	Details of inspection results on 'Impact on adults' will be detailed at the end of quarter 4	
MI	Our learning communities and their impact on adults and communities will improve through self-evaluation	EdS005.07 % of learning communities receiving an evaluation of satisfactory or better in 'Impact of capacity building on communities' in HMIE inspection reports	100%	N/A	100%							Reported annually- 2012/13 data published quarter 4	Details of inspection results on 'Impact of capacity building on communities' will be detailed at the end of quarter 4	

MI	Our learning communities and their impact on adults and communities will improve through self-evaluation	EdS005.08 % of learning communities receiving an evaluation of satisfactory or better in 'Improving services' in HMIE inspection reports	100%	N/A	100%		Reported annually- 2012/13 data published quarter 4					Details of inspection results on 'Improving services' will be detailed at the end of quarter 4	
MI	Young people will enhance their knowledge, skills and confidence through wider achievement opportunities, influencing their place in society.	EdS005.09 Number of young people participating in multi-award groups (D of E and Youth Achievement Awards)	Data Only	N/A	36		Reported annually- 2012/13 data published quarter 2 (2013/14)						
MI	Young people will enhance their knowledge, skills and confidence through wider achievement opportunities, influencing their place in society.	EdS005.11 Number of young people participating in SQA awards (Volunteering, Leadership, Steps to Work and Personal Development) through youth work in schools	Data Only	N/A	99		Reported annually- 2012/13 data published quarter 2 (2013/14)					99 young people participated in SQA awards through youth work in schools during 2011/12 (Volunteering Leadership, Steps to Work and Personal Development). All eight secondary schools delivered courses in the academic year.	
MI	Young people will enhance their knowledge, skills and confidence through wider achievement opportunities, influencing their place in society.	EdS005.14 Number of young people 16+ participating in employability programmes (Pre-Moving forward, Moving Forward, Youth Literacy and Main Contact Support)	Data Only	N/A	N/A	N/A	N/A	N/A	5	8	In the second quarter 8 new young people signed up for activity agreements, taking the total to 13 this year.		
MI	Young people will enhance their knowledge, skills and confidence through wider achievement opportunities, influencing their place in society.	EdS005.16 Number of young people accessing health information through the Mobile Information Bus	Data Only	N/A	N/A	N/A	N/A	N/A	198	752	There was a large uptake this quarter with a number of young people accessing information and advice during the Wall of Rock event in Lossiemouth.		
MI	Young people will enhance their knowledge, skills and confidence through wider achievement opportunities, influencing their place in society.	EdS005.17 Number of people who undertake youth work training opportunities (First Steps to YW, Practice to YW, Undergraduate YW module) and report increased confidence to utilise their learning in Youth Work settings	Data Only	N/A	N/A		N/A Annual					New indicator Not reported to Committee	

Sports Development

Cat	Service Outcome/Statement	Code & Name	Current Target	2010/11	2011/12	2012/13	Q2 2011/12	Q3 2011/12	Q4 2011/12	Q1 2012/13	Q2 2012/13	Latest Note	Status
MI	More people have the opportunity to participate/be involved in sport and physical activity to improve their health and wellbeing. Also to ensure that these opportunities are delivered in a structured, responsible manner.	EdS006.1 Number of holiday and term-time sports coaching programme sessions	Data Only	N/A	N/A		N/A	N/A	N/A	49	121	At the end of the second quarter 121 sports coaching programme sessions had been run.	

MI	More people have the opportunity to participate/be involved in sport and physical activity to improve their health and wellbeing. Also to ensure that these opportunities are delivered in a structured, responsible manner.	EdS006.3 Number of coach education and training courses	6	29	28		9	17	28	8	14	6 coach education and training courses were run in the second quarter.	
MI	More people have the opportunity to participate/be involved in sport and physical activity to improve their health and wellbeing. Also to ensure that these opportunities are delivered in a structured, responsible manner.	EdS006.5 Number of Community Sports Hub meetings	4	N/A	N/A		N/A	N/A	N/A	2	3	3 Community Sports Hub meetings have been held at this year to date.	
MI	Annual forums to support the development of tennis, rugby, cricket, badminton, hockey, girls football, disability sport, walk jog run moray, basketball and football in Moray, will be arranged.	EdS006.8 % of forums held each year (tennis, rugby, cricket, badminton, hockey, girls football, disability sport, walk jog run moray, basketball, football)	100%	70%	95%		Reported annually- 2012/13 data published quarter 4						
MI	Annual training to ensure appropriately trained coaching staff in possession of the relevant national governing body coaching awards will be provided.	EdS006.9 % of sports coaching staff receiving annual in-service or nationally recognised training	100%	78%	100%		Reported annually- 2012/13 data published quarter 4					