




Appendix 1: SOA - Healthier PI updates









Report Type: PI Report
Generated on: 05 January 2009




Rows are sorted by PI Code.

 The value of this PI has improved in the short term.	 The value of this PI has worsened in the short term.	 The value of this PI has not changed in the short term.
--	--	---

Theme: 06. We live longer, healthier lives.
Objective: Continue to improve the health of people and sustain long term change by preventing or reducing health inequalities

PI Code	Short Name	2006/07	2007/08	Short Term Trend Arrow	Latest Note
		Value	Value		
SOA6P2a1	L9. Deaths per 10,000 population from all cancers	29	32.7		Population: 86870
SOA6P2a2	L9. Deaths per 10,000 population from coronary heart disease	18	14.6		Population: 86870
SOA6P2b1	Life expectancy at birth - all	77.9	78		
SOA6P2b2	Life expectancy at birth - males	75.8	75.9		
SOA6P2b3	Life expectancy at birth - females	79.9	80.2		
SOA6P2c1	Life expectancy at age 65 - all	17.8	17.7		
SOA6P2c2	Life expectancy at age 65 - males	16.7	16.4		
SOA6P2c3	Life expectancy at age 65 - females	18.7	18.9		





Theme: 06. We live longer, healthier lives.
Objective: Increase the proportion of people needing care or support who are able to sustain an independent quality of life as part of the community

PI Code	Short Name	2006/07	2007/08	Short Term Trend Arrow	Latest Note
		Value	Value		
SOA6P5c	N20. Reduce proportions of people aged 65 and over admitted as emergency inpatients 2 or more times in a	537			Annual Indicator



	single year				
SOA6P5d	Zero people waiting more than 6 weeks for discharge from hospital into a more appropriate care setting.	0	0	■	
SOA6P5e	Number of, emergency inpatient bed days for people aged 65 and over per 100,000 population	1,161		?	Annual Indicator
SOA6P5f1	Number of clients receiving high level care at home - over 65 years of age	225	249	↑	Annual figures taken from the H1 return to the Scottish Executive. High level of care taken to be 10 or more hours of home care.
SOA6P5f2	Number of clients aged 18-64 years receiving home care	177	150	↓	Annual figures taken from the H1 return to the Scottish Executive
SOA6P5f3	Number of clients aged 65 years and over receiving home care	1,114	1,120	↑	Annual figures taken from the H1 return to the Scottish Executive
SOA6P5f4	Number of clients (all ages) receiving 10-20 hours of home care weekly	222	245	↑	Annual figures taken from the H1 return to the Scottish Executive
SOA6P5f5	Number of clients (all ages) receiving 20 or more hours of home care weekly	43	41	↓	Annual figures taken from the H1 return to the Scottish Executive

Theme: 06. We live longer, healthier lives.
Objective: People in Moray have improved mental well-being


PI Code	Short Name	2006/07 Value	2007/08 Value	Short Term Trend Arrow	Latest Note
SOA6P5a	L17. Number of suicides and self harm	9	9	■	
SOA6P5b1	Number of compulsory treatment orders relative to 2006 figure	21		?	Annual Indicator
SOA6P5b2	Number of short term detentions relative to 2006 figure	61		?	Annual Indicator

SOA6P5b3	Number of emergency detentions relative to 2006 figure	18			Annual Indicator
SOA6P5b4	Number of Adults With Incapacity (AWI) guardianships relative to 2006 figure	57			Annual Indicator
SOA6P5b5	Number of referrals to community mental health relative to 2006 figure	1,600			Annual Indicator
SOA6P5b6	Number of doses per capita of antidepressants relative to 2006 figure	24.8			Annual Indicator



Theme: 06. We live longer, healthier lives.
Objective: Reduce the burden of disease, harm, distress and premature death due to excessive alcohol consumption and drug misuse



PI Code	Short Name	2006/07	2007/08	Short Term Trend Arrow	Latest Note
		Value	Value		
SOA6P1a	N15. Reduce the rate of alcohol related hospital admissions	6.43			Annual Indicator
SOA6P1b	No. of new individual patients/ clients seeking drug treatment	115			Annual Indicator

Theme: 06. We live longer, healthier lives.
Objective: The number of people in Moray who smoke will reduce

PI Code	Short Name	2006/07	2007/08	Short Term Trend Arrow	Latest Note
		Value	Value		
SOA6P4a	N17. Reduce the percentage of the adult population who smoke to 22% of by 2010.	22.5%	24.7%		

Theme: 06. We live longer, healthier lives.
Objective: The numbers of overweight and obese children and adults will reduce

PI Code	Short Name	2006/07	2007/08	Short Term Trend Arrow	Latest Note
		Value	Value		
SOA6P3a	Achieve agreed completion rates for child healthy weight intervention programme by 2010/11	33%			Annual Indicator
SOA6P3b1	Percentage of Moray Schools achieving Scottish Executive National Nutritional Standard	100%	100%		

SOA6P3b2	Number of School meals produced	910,499	870,544		Decrease in numbers must be related to reduced school rolls as percentage uptake has increased
SOA6P3b3	L27. Numbers of children taking up nutritious school meals	39%	39.62%		
SOA6P3c	N36. Increase the proportion of journeys to work made by public or active transport.	67.1%	69%	