





## Appendix 1

### Proposed Changes to Development Services Indicators


#### Strategy Planning and Development Managed By Sutherland, Gordon

Code	PI Code	Short Name	Current Target	2014/15	2015/16	2016/17	Q4 2015/16	Q1 2016/17	Q2 2016/17	Q3 2016/17	Q4 2016/17	Latest Note	Traffic Light Icon
				Value	Value	Value	Value	Value	Value	Value	Value		
Local	ENV DV119a	P&D - Percentage of planning applications that are determined in accordance with the Development Plan	90%	99.2%	98.1%	98.5%	Not measured for Quarters					To be removed - no longer needed by the services	
Nat(b) (New)	EnvDv???	No of business gateway start-ups per 10,000 population	Data only	12.66	14.34		Not measured for Quarters					New - Added as this now appears on the LGBF list and can be effectively benchmarked	

#### Strategy Development Management Managed By Beverly Smith

Code	PI Code	Short Name	Current Target	2014/15	2015/16	2016/17	Q4 2015/16	Q1 2016/17	Q2 2016/17	Q3 2016/17	Q4 2016/17	Latest Note	Traffic Light Icon
				Value	Value	Value	Value	Value	Value	Value	Value		
Nat(b) (New)	EnvDv???	Cost per planning application	Data only	£2,907	£3,383		Not measured for Quarters					New - Added as this now appears on the LGBF list and can be effectively benchmarked	
Nat(b) (New)	EnvDv???	Average time taken (wks) to deliver a commercial planning application decision	Data only	10.02	7.69		Not measured for Quarters					New - Added as this now appears on the LGBF list and can be effectively benchmarked	

**Strategy Trading Standards**  
**Managed By Adamson, Peter**

Code	PI Code	Short Name	Current Target	2014/15	2015/16	2016/17	Q4 2015/16	Q1 2016/17	Q2 2016/17	Q3 2016/17	Q4 2016/17	Latest Note	Traffic Light Icon
				Value	Value	Value	Value	Value	Value	Value	Value		
Local	ENVDV218a	Welfare Benefit clients – percentage of clients with successful claims	85%		84%		85%	83%	83%	84%	83%	To be removed – claims are now being done by a European funded project within Revenues.	
Local	ENVDV217	Welfare Benefits clients – estimated benefit gain (£000s)		£2,270	£2,086	£1,713	£579	£453	£242	£459	£535	A change in what is included in this calculation - Future figures will reflect the move of the claims service to the European funded project within Revenues. The future figure will relate to remaining functions within the Financial Inclusion team (with the estimated benefit gain expected to be around £1,100 per annum).	